



Oh
my shower

shower tray collection







Aesthetics and cutting-edge design

Measurements, materials, textures and colours.
A lighter composite with a high-resistance
gelcoat finish.



Fall in love with your bathroom

Solutions for your space

Ohmyshower, bathroom equipment is once again moving forward within its sector by providing the market with a carefully selected range of products to satisfy the different styles which are converging in our increasingly demanding and cosmopolitan society.

Through constant research of products and markets, our manufacturing process has become one of the most competitive one today, providing an unbeatable quality/price ratio within our commercial framework in short and mid terms.

Our collections of shower trays in colours and measurements developed by our creative and technical department enables us to offer the market a wide variety of solutions for the bathroom space. Our technological and logistical endeavours, our daily investment, human capital and our vocation for service are designed to make us grow. Grow for you!



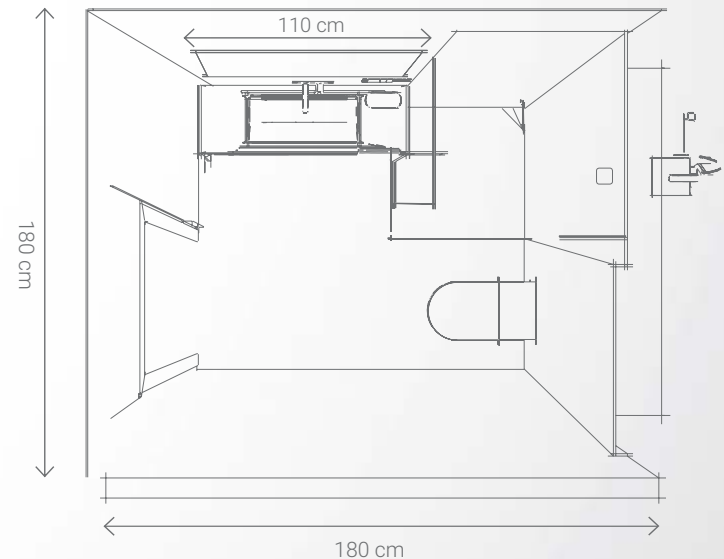
Functional spaces

Multiple solutions

Ohmyshower offers us the chance to customize and adapt spaces, developing multiple solutions. Creative spaces which find solutions and maximize the use of the area available, integrating shower trays and even washbasins.

Ohmyshower offers comprehensive solutions for its spaces, coordinating them without noticeable joints and with absolute watertightness.

Approx. surface area of room: **3,5 m²**





Nature




Nature Marco




Nat

Shower trays



Structure Plus



Kalos



Neo



Premium



Series NATURE


Elegant design

Stone Nature by **Ohmyshower** is a shower tray with a stylish design in cut-to-size dimensions. It is made of resin with a slate texture, a material which is pleasant to touch, resistant and easy to maintain. The location of the drainage valve makes the perimeter water flow more efficient. The Nature series can be embedded or positioned on the floor level.



Series NATURE

Custom - made



Porosity



Easy Transport



Non-slip



Easy Installation



Easy Cleaning



Antibacterial

Oh
my shower

MOULD SIZES SHOWER TRAY

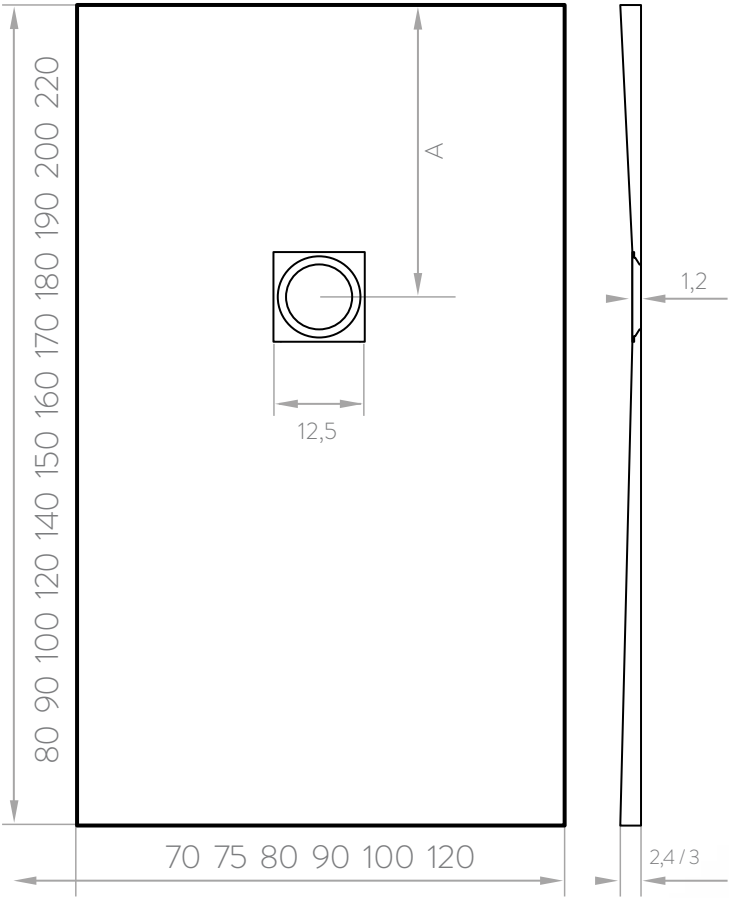
LENGTH

80 90 100 120 140 150 160 170 180 190 200 220

WIDTH

70 75 80 90 100 120

Measures expressed in centimeters



LENGTH	A	WEIGHT
80 x 80	Central	23 kg
90 - 100	30 cm	23/26 kg
120	35 cm	28/31 kg
140 - 150	40 cm	33/45 kg
160 - 170	45 cm	40/49 kg
180 - 190 - 200	50 cm	43/61 kg
220	Central	58/66 kg

Width **70/75/80** Thickness **2,4/3 cm**

LENGTH	A	WEIGHT
90 x 90	Central	29/32 kg
100 x 100	Central	35/38 kg
90 - 100	30 cm	32/35 kg
120	35 cm	42/53 kg
140 - 150	40 cm	51/60 kg
160 - 170	45 cm	56/74 kg
180 - 190 - 200	50 cm	74/82 kg
220	Central	

Width **90/100** Thickness **2,4/3 cm**

LENGTH	A	WEIGHT
120	Central	46 kg
160	Central	68 kg
220	Central	98 kg

Width **120** Thickness **2,6/3 cm**



Series

NATURE

MARCO

Adaptable design

The Marco Nature tray is characterized by adapting itself to any situation, however complicated it may be.

With a maximum watertight security, due to its adaptable outer frame. The Marco Nature series invites you to enter your bathroom space and enjoy it again and again.

This cut-to-size dimensions tray, made of resin, a material which is pleasant to touch, is resistant and easy to maintain.



Series NATURE MARCO

Custom - made



Porosity



Easy Transport



Non-slip



Easy Installation



Easy Cleaning



Antibacterial

Oh
my shower

MOULD SIZES SHOWER TRAY

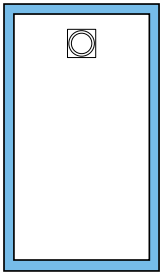
LENGTH

80 90 100 120 140 150 160 170 180 190 200 220

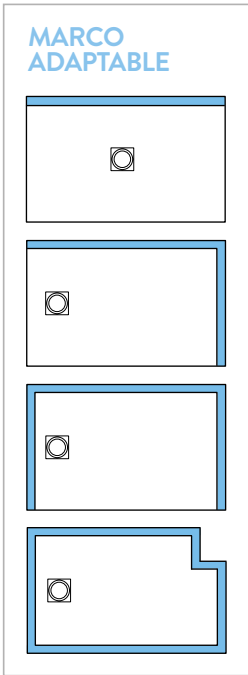
WIDTH

70 80 90 100 120

MARCO
STANDARD

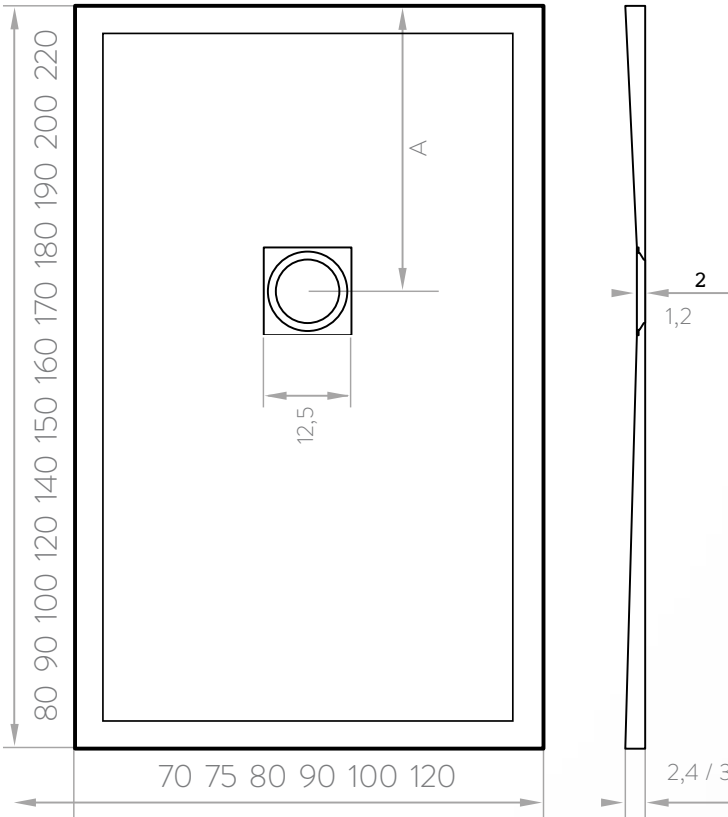


MARCO
ADAPTABLE



Measures expressed in centimeters

MARCO 4,5/5 cm thickness
1 cm height



LENGTH	A	WEIGHT
80 x 80	Central	23 kg
90 - 100	30 cm	23/26 kg
120	35 cm	28/31 kg
140 - 150	40 cm	33/45 kg
160 - 170	45 cm	40/49 kg
180 - 190 - 200	50 cm	43/61 kg
220	Central	58/66 kg

Width **70/75/80** Thickness **2,4/3 cm**

LENGTH	A	WEIGHT
90 x 90	Central	29/32 kg
100 x 100	Central	35/38 kg
90 - 100	30 cm	32/35 kg
120	35 cm	42/53 kg
140 - 150	40 cm	51/60 kg
160 - 170	45 cm	56/74 kg
180 - 190 - 200	50 cm	74/82 kg
220	Central	

Width **90/100** Thickness **2,4/3 cm**

LENGTH	A	WEIGHT
120	Central	46 kg
160	Central	68 kg
220	Central	98 kg

Width **120** Thickness **2,6/3 cm**



Series NATURE PLUS

Practical design

Ohmyshower presents Nature Plus, an alternative to the classic shower tray. Thanks to its wave-shaped frame and the central location of the valve, this design obtains a slope that guarantees reliability and speed in the water evacuation. Its 6 cm frame allows a maximum of 3 cm to be cut all over the perimeter, adjusting itself this way to any surface.



Series **NATURE PLUS**

Custom - made



Porosity



Easy Transport



Non-slip



Easy Installation



Easy Cleaning



Antibacterial


myshower

MOULD SIZES SHOWER TRAY

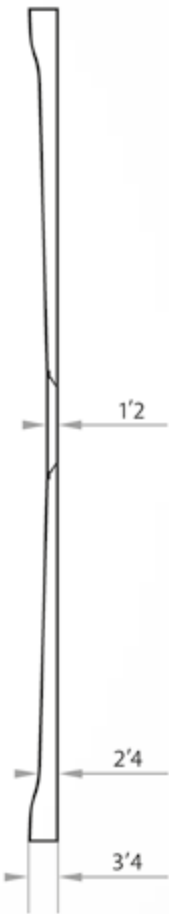
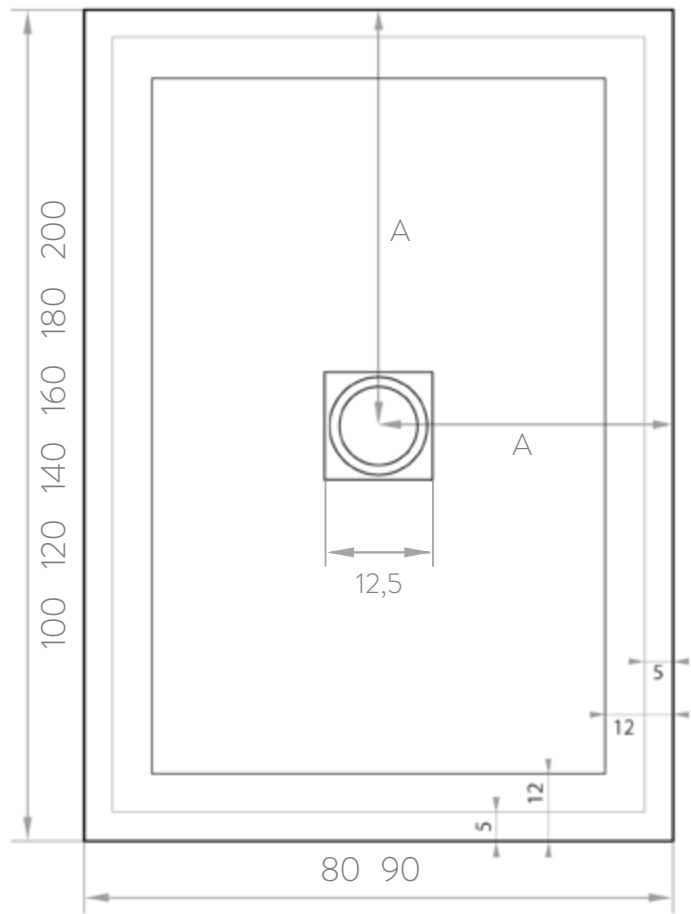
LENGTH

100 120 140 160 180 200

WIDTH

80 90

Measures expressed in centimeters



LENGTH WEIGHT

100	30 kg
120	36 kg
140	42 kg
160	48 kg
180	53 kg
200	59 kg

Width **80**
Thickness **3,4 cm**

LENGTH WEIGHT

100	34 kg
120	41 kg
140	47 kg
160	54 kg
180	60 kg
200	66 kg

Width **90**
Thickness **3,4 cm**

A CENTRAL VALVE IN ALL SIZES



Series KALOS

Exclusive design


Ohmyshower presents the new shower tray Kalos which has a design that is adaptable to all bathroom styles.

The main characteristic of this novelty is the lateral position of its valve that presents an exclusive and modern touch.



Series KALOS

Custom - made



Porosity



Easy Transport



Non-slip



Easy Installation



Easy Cleaning



Antibacterial



Oh
myshower

MOULD SIZES SHOWER TRAY

LENGTH

100 110 120 130 140 150 160 170 180 190 200

WIDTH


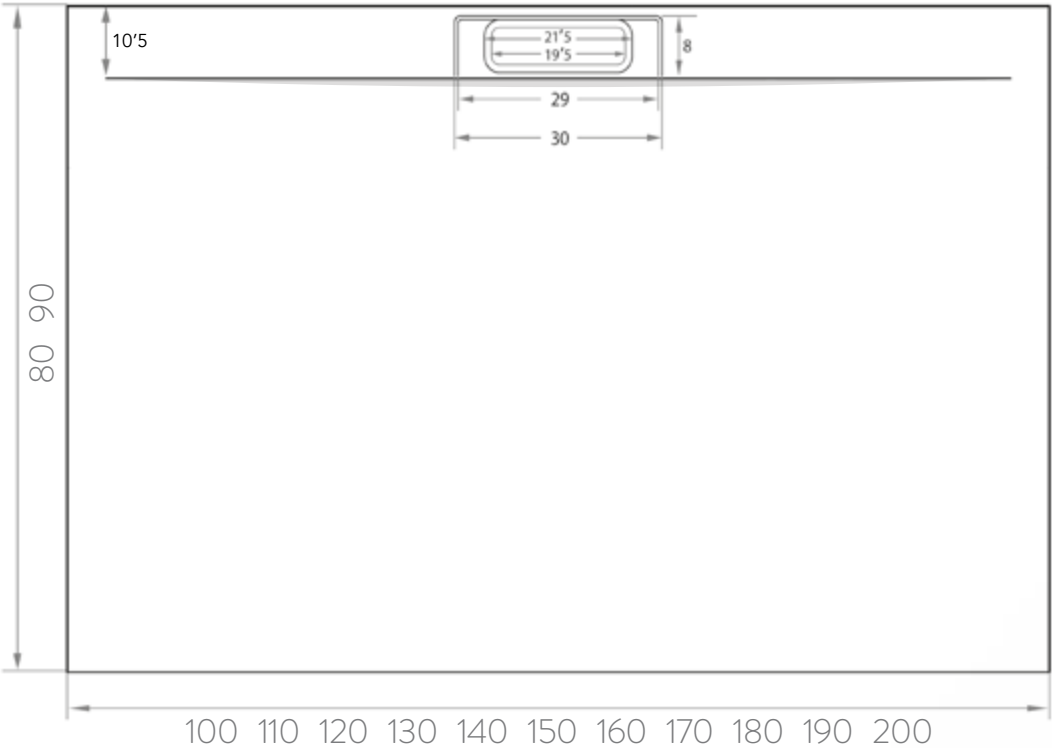
80 90



NEO VALVE MODEL



Measures expressed in centimeters



Width 80

LENGTH	WEIGHT
100	30 kg
110	32 kg
120	35 kg
130	37 kg
140	40 kg
150	42 kg
160	45 kg
170	48 kg
180	52 kg
190	55 kg
200	59 kg

Width 90

LENGTH	WEIGHT
100	32 kg
110	35 kg
120	39 kg
130	41 kg
140	43 kg
150	47 kg
160	51 kg
170	55 kg
180	59 kg
190	62 kg
200	66 kg



Series NEO


Actual design

At the request of market trends, this model is presented as a variant of the conventional tray, adopting a design that thanks to its hidden valve manages to give a modern finish to the environment of the bathroom.
Its slope favors the evacuation of water always respecting the flow rates of 30 l / min.



Series NEO

Custom - made



Porosity



Easy Transport



Non-slip



Easy Installation



Easy Cleaning



Antibacterial

Oh
my shower

MOULD SIZES SHOWER TRAY

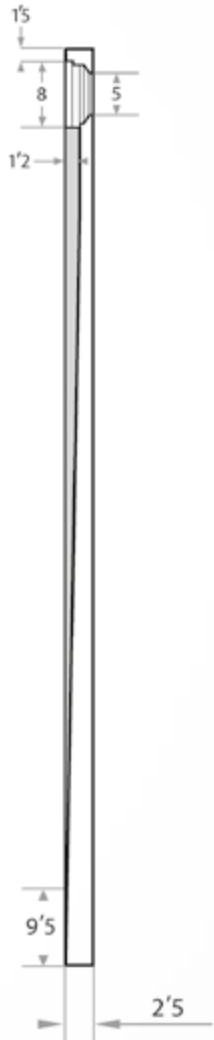
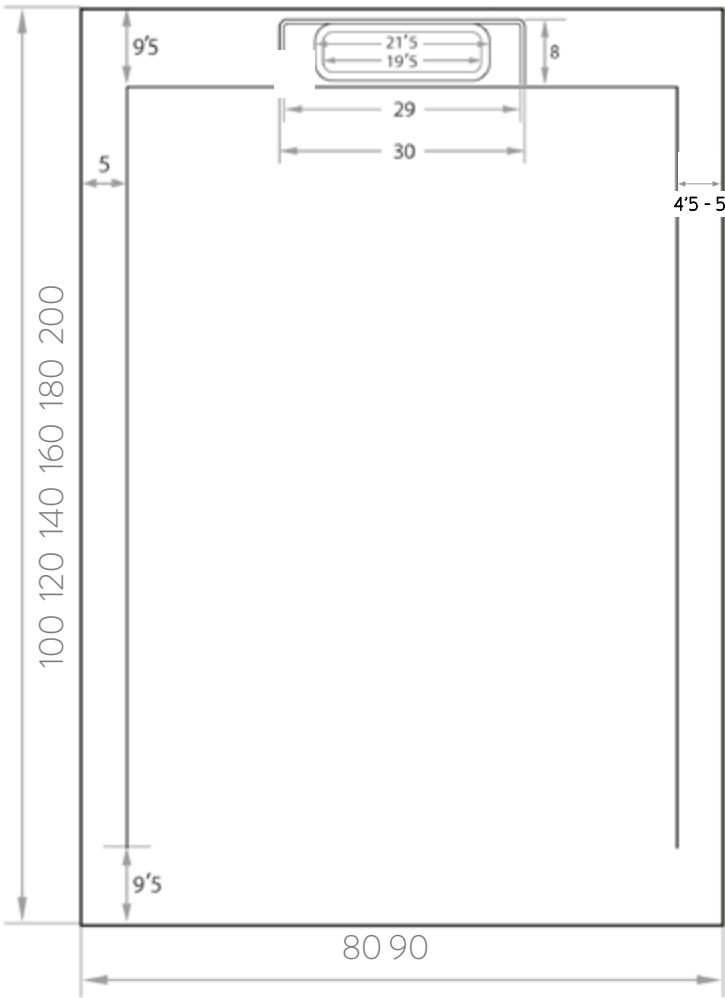
LENGTH

100 120 140 160 180 200

WIDTH

80 90

Measures expressed in centimeters



Width 80

LENGTH	WEIGHT
100	26 kg
120	31 kg
140	36 kg
160	44 kg
180	48 kg
200	55 kg

Width 90

LENGTH	WEIGHT
100	28 kg
120	35 kg
140	39 kg
160	47 kg
180	55 kg
200	62 kg



NEO VALVE MODEL





Series PREMIUM

Modern design

Ohmyshower's Premium series, with a dynamic and minimalist design, has straight and perfectly designed strokes which give a modern character to the design lines of your bathroom. The Premium series has more depth, which increases its watertightness significantly.

In cut-to-size dimensions, it is made of resin with a slate texture, a material which is pleasant to touch, resistant and easy to maintain.

The location of the drainaga valve makes the perimeter water flow more efficient.

The Premium series can be embedded or positioned at floor level.



Series PREMIUM

Custom - made



Porosity



Easy Transport



Non-slip



Easy Installation



Easy Cleaning



Antibacterial

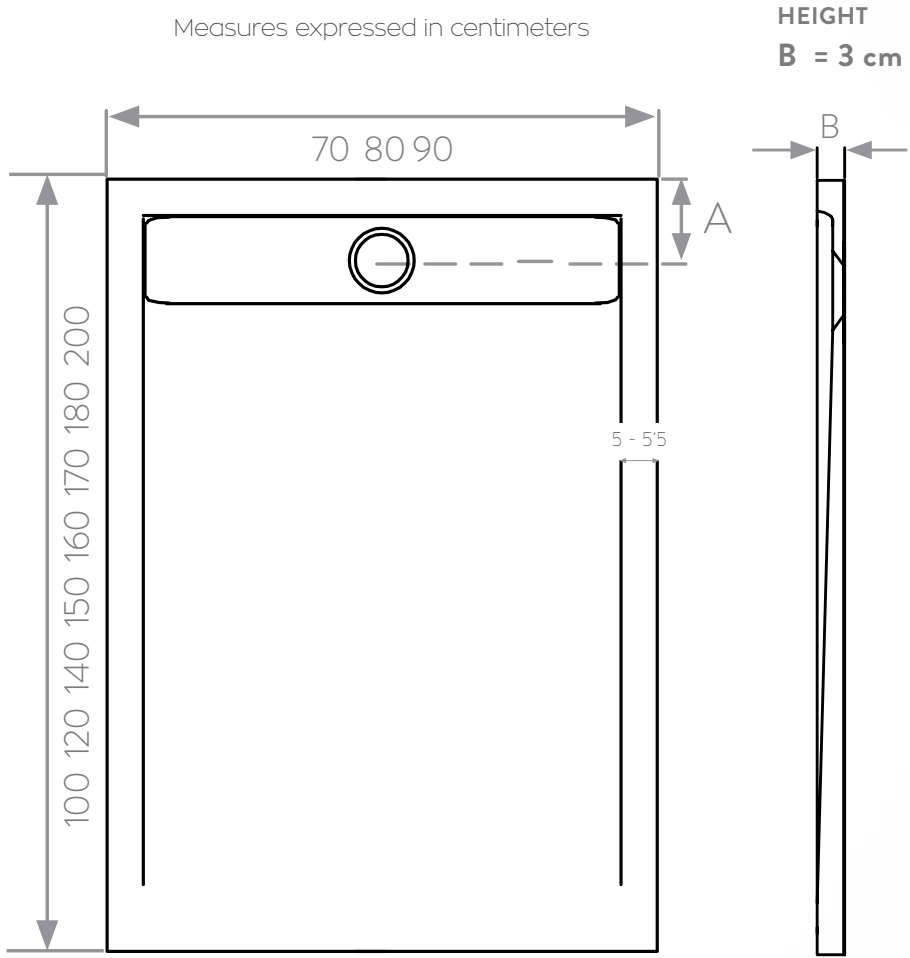


Oh
my shower

MOULD SIZES SHOWER TRAY

LENGTH
100 120 140 150 160 170 180 200

WIDTH
70 80 90



LENGTH	WEIGHT
100	23 kg
120	27 kg
140	31 kg
150	35 kg
160	37 kg
170	40 kg
180	42 kg
200	49 kg


Width **70**

LENGTH	WEIGHT
100	26 kg
120	31 kg
140	36 kg
150	40 kg
160	43 kg
170	45 kg
180	48 kg
200	55 kg

Width **80**

LENGTH	WEIGHT
100	29 kg
120	34 kg
140	38 kg
150	45 kg
160	47 kg
170	50 kg
180	53 kg
200	61 kg

Width **90**

 **A = ~ 12 cm 70/80**
A = ~ 14 cm 90



myshower

SOLID SURFACE TEXTURE



Series DECORATIVE

Ideal solution

Replacement panels (1 cm thick) are proposed as an ideal solution for substituting a bathtub with a shower tray without the need for major works. The panels are mass-produced with a gelcoat protection. The finish and texture are the same as for the shower trays and come in the same colours.

The panel can be cut, if there is a need to adjust its size during the installation.





Series **DECORATIVE**

Custom - made



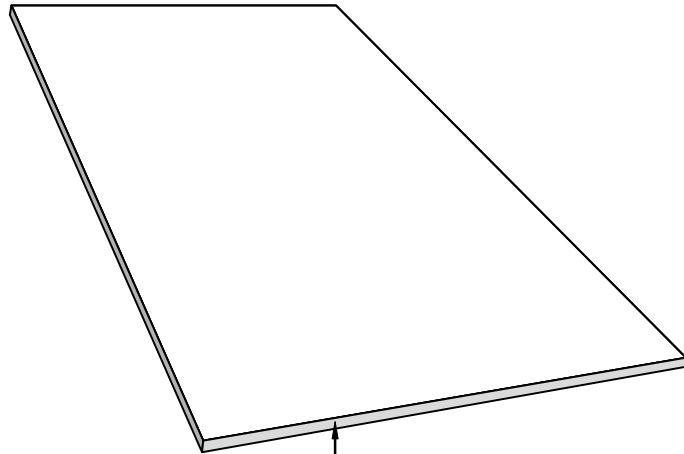
MOULD SIZES PANELS

LENGTH

70 80 100 120 140 160 180 200 220


WIDTH

60 70 80 90 100 120



THE DECORATIVE PANELS HAVE 1 cm
OF THICKNESS IN ALL SIZES.

Measures expressed in centimeters



Porosity



Easy Transport



Non-slip



Easy Installation



Easy Cleaning



Antibacterial

CHEMICAL TESTS

Establishment of the chemical resistance and colourings of the product in accordance with UNE-EN-12527, without deterioration. Acetyl acid (10%), sodium hydroxide (10%), ethanol (70%), bleach, methylene blue (1%).

CLEANING SOLVENT (PRODUCT)	EXPOSURE TIME (DAYS)	RESULT OF VISUAL INSPECTION
Don Limpio neutral PH	4	No visible effect
Perfumed neutral home bleach	4	No visible effect
Ace	4	No visible effect
Perfumed ammonia	4	No visible effect
Viakal	4	No visible effect
Cillit Bang	4	No visible effect
KH-7 anti-lime	4	No visible effect
White wine vinegar	4	No visible effect
Povidone iodine	4	No visible effect
Hydrochloric acid	4	No visible effect
Hydrogen peroxide	4	No visible effect
Cleaning solvent	4	No visible effect
Methylated spirits	4	No visible effect
Acetone	4	No visible effect
Nail polish remover	4	No visible effect

TREATMENT OF STAINS

STAIN AGENT	RESULT OF THE INSPECTION	CLEANING AGENT
Hair dye	Persistent stain	Acetone
Nail lacquer	Stain removed	Acetone
Lipstick	Stain removed	Neutral soap-based cleaner
Betadine	Stain removed	Acetone
wine	Persistent stain	Acetone

FAQ

Can it be customized?

Our products can be ordered to the centimetre, within a margin of $\pm 0.7\%$, 70 cm to 120 cm wide and 70 cm to 220 cm long, depending on the model.

Can it be cut?

Yes, with a diamond cutting wheel.

How should the product be stored once it arrives?

It must be left on a flat surface, with the exposed face upwards, to prevent it from losing shape.

Can it be repaired?

Although they are highly resistant to any impact, we have a repair kit available to the customer. It costs €40 (not including VAT).

How should the product be cleaned?

We recommend cleaning with water and neutral soap, applied with a sponge, never with scouring products or tools.

What material should I use to install the products?

For the sticking and/or sealing of the products you should use MS flexible polyurethane sealant and/or neutral silicone.

ADVANTAGES



Porosity



Easy Transport



Non-slip



Easy Installation



Easy Cleaning



Antibacterial

ACCESSORIES

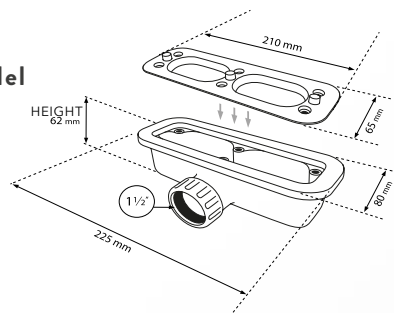
These prices may undergo changes for technical reasons or due to unannounced improvements.

TRAY ACCESSORIES

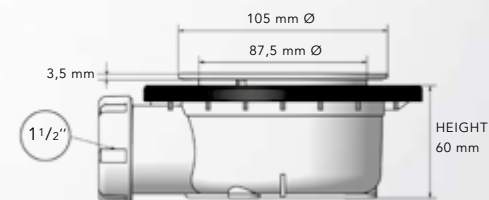
Siphon valve ø90	35€
Valve NEO	45€
Square grate: (Nature mod.)	20€
Long grate: (Premium mod.)	35€
Repair kit	40€



NEO valve model



Siphon valve



CHEMICAL TESTS

Our products must be installed by qualified personnel to be eligible for the product guarantee. However, an installation guide will be delivered together with the tray for its proper placement.

Before installing the tray you should make sure that:

- The tray drains well.
- It has no anomalies.
- The tray has been in a horizontal position, on a flat surface, until installation.

To install the tray:

- The base should be clean, dry and perfectly level.
- The base should be made of mortar with a slope of 1.5% towards the drain.
- A gap should be left at the base to allow the pipes which go to the drain to pass.
- Place sealing tape on the perimeter angles to prevent leakages between the tray and the wall.
- Apply Sika ex-type polyurethane sealant strips to the mortar mass to make sure it sets.
- Embed the tray into the panelling 10 mm at the most to avoid problems in the placement and adjustment of the screen.
- Place neutral silicone on the perimeter, cleaning away the remaining debris.
- Position the trim grate and the clamping bolt.

Siphon assembly:

- Place the siphon in its final position and connect it to the drainpipe.
- Check for any leaks.
- Take into account the HS5 Basic Document on the Drainage of Waters of the Technical Building Code for the draining of the tray.

Cleaning:

- Routine: rinse and leave to dry.
- Thorough: rub with a soft cloth with neutral liquid detergent; for lime, an anti-lime product.

CERTIFICATION:

Certificate for AIDIMA tray and washbasin models.



GUARANTEE

* Before tiling and placing the screen or any other fixed material on the shower tray, you should check that it is correctly installed and that the water drains away correctly, as the guarantee only covers the replacement or repair of the product and excludes any other compensation, assembly or travel costs.

Ohmyshower guarantees its products for 2 years, in accordance with current European regulations (except for damage not attributable to the product, negligence in handling or improper use).

All our products are guaranteed in accordance with current European regulations. **The following are excluded from the guarantee:**

- **Damage caused by misuse**
- **Damage caused by the use of unsuitable cleaning materials**
(do not use products containing acids, alcohol, chlorine or solvents)

Do not spill drain cleaners onto the shower tray. Do not use metallic or scouring pads.

Damage caused by improper installation. The improper handling of the product.

IMPORTANT

NO RETURNS OR CHANGES OF MATERIAL ALREADY INSTALLED ARE ALLOWED. CHECK AND CONFIRM THEIR STATE AND FUNCTIONALITY BEFORE THEIR INSTALLATION.

Our guarantee only covers the changing of products and not the costs arising from replacing them.

PACKAGING AND TRANSPORT

The products are delivered packed in individual boxes with expanded polystyrene reinforcements, including the drainage grate.
Transport is included in the price.

IN THE EVENT OF BREAKAGE, THE CUSTOMER MUST INFORM BOTH THE FACTORY AND THE TRANSPORT COMPANY WITHIN 24 HOURS.



CONDITIONS OF SALE:

Orders

All orders must be sent to our sales department or commercial agents.

Orders will only be accepted in writing, by e-mail, correctly specifying the product features and the conditions of sale.

Modifications or cancellations of orders

No modifications or cancellations of orders will be accepted when they are already in production. In the event that they are made before production, they must be submitted in writing.

Delivery date

As the products are manufactured according to individual orders and sizes, the delivery date will be agreed with the customer for every case.

Returns

Returns will only be accepted for materials when a production error has been confirmed, provided that they are standard measurements.

No returns of products with special sizes and cuts are permitted.

Products

The pictures of the products are indicative and may vary in shade of colour.

Ohmyshower reserves the right to modify its products, entirely or partially and without any prior notice.

Size tolerance

Due to the materials used in the manufacturing of our products, they may have a tolerance of $\pm 0,7\%$ in respect to the requested sizes.

Conditions of payment

The conditions of payment will be those agreed with the commercial agent, within the limits established by Law 15/2010.


Failure to pay will entitle **Ohmyshower** to suspend the delivery of any outstanding orders.

Jurisdiction

In the event of any dispute, the buyer submits to the jurisdiction of the courts of Elche (Alicante).




STANDARD COLOURS



White RAL 9003




Pearl grey RAL 7035




Beige RAL 9001



Grey RAL 7037



Moka RAL 1001



Graphite RAL 7016

Other colours: please, consult.





Algézar, 5-7
Ind. Est. Tres Hermanas
03680 Aspe – Alicante – Spain
+34 965 992 375
+34 965 072 396
international@fdshowertray.com
info@fdshowertray.com
www.fdshowertray.com

A large, stylized logo consisting of a blue-to-black gradient circle followed by a black lowercase 'h'.

my shower

A dynamic, high-speed photograph of a water splash, showing a wave of water moving from left to right with many small droplets and bubbles trailing behind it.

shower tray collection