



bathroom collection





my shower

Aesthetics and cutting-edge design

Measurements, materials, textures and colours.
A lighter composite with a high-resistance
gelcoat finish.

Solutions for your space

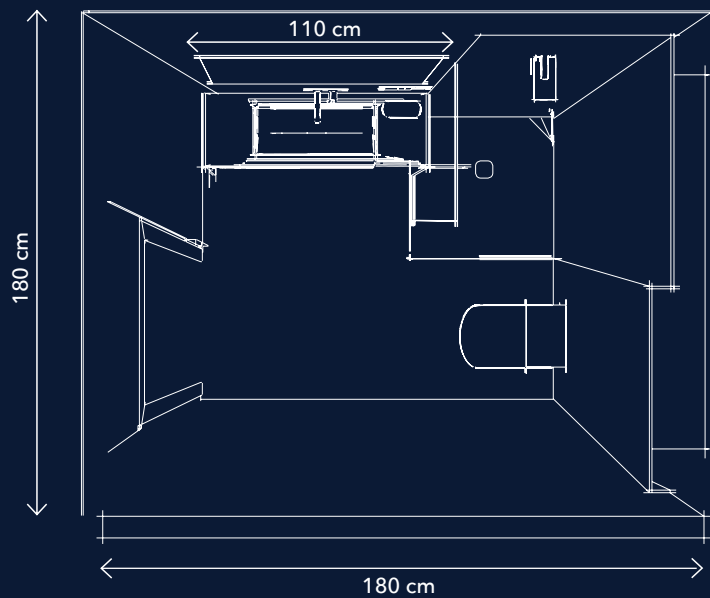
Ohmyshower, bathroom equipment is once again moving forward within its sector by providing the market with a carefully selected range of products to satisfy the different styles which are converging in our increasingly demanding and cosmopolitan society.

Through constant research of products and markets, our manufacturing process has become one of the most competitive one today, providing an unbeatable quality/price ratio within our commercial framework in short and mid terms.

Our collections of shower trays in colours and measurements developed by our creative and technical department enables us to offer the market a wide variety of solutions for the bathroom space. Our technological and logistical endeavours, our daily investment, human capital and our vocation for service are designed to make us grow. Grow for you!



Bathroom: **3,5 m²**




Functional spaces

Multiple solutions


Ohmyshower offers us the chance to customize and adapt spaces, developing multiple solutions.

Creative spaces which find solutions and maximize the use of the area available, integrating shower trays and even washbasins.

Ohmyshower offers comprehensive solutions for its spaces, coordinating them without noticeable joints and with absolute watertightness.



HERMES



NATURE


Shower trays




MARCO



KALOS



NEO



PREMIUM



serie HERMES

Oh
my shower



Avant-garde design

Ohmyshower presents the HERMES series, an alternative to the classic shower tray. Thanks to its slope and the situation of its valve, this model guarantees a perfect flow and evacuation of water. It allows cutting on three of its sides.

series HERMES



Custom - made



Not porosity



Easy Transport



Non-slip



Easy Installation




Easy Cleaning




Antibacterial

STANDARD COLOURS

Other colours: please, consult.




WHITE 9003



BEIGE 9001



MOKA 1001



PEARL GREY 7035



GREY 7037



GRAPHITE 7016

MOULD SIZES SHOWER TRAY

LENGTH

100 120 140 150 160 170 180 200

WIDTH

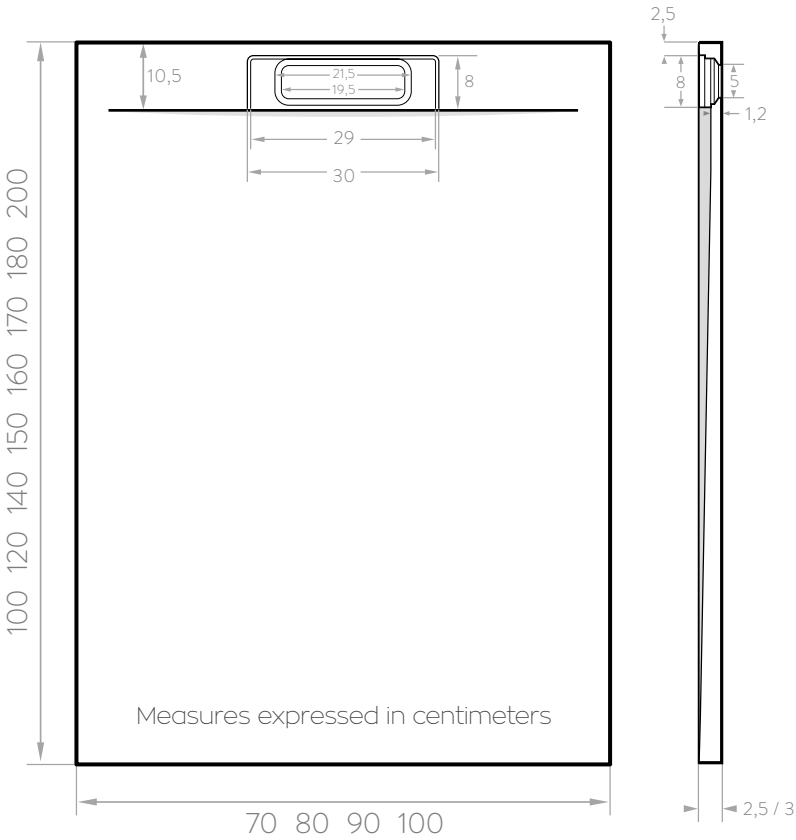
70 80 90 100

WIDTH 70			WIDTH 80			WIDTH 90			WIDTH 100		
LENGTH	THICKNESS	WEIGHT	LENGTH	THICKNESS	WEIGHT	LENGTH	THICKNESS	WEIGHT	LENGTH	THICKNESS	WEIGHT
100	25 mm	28 kg	100	25 mm	31 kg	100	30 mm	33 kg	100	30 mm	36 kg
120	25 mm	31 kg	120	25 mm	38 kg	120	30 mm	38 kg	120	30 mm	42 kg
140	27 mm	37 kg	140	27 mm	42 kg	140	30 mm	46 kg	140	30 mm	51 kg
160	29 mm	44 kg	160	29 mm	49 kg	160	30 mm	55 kg	160	30 mm	60 kg
180	29 mm	49 kg	180	29 mm	55 kg	180	30 mm	61 kg	180	30 mm	67 kg
200	30 mm	56 kg	200	30 mm	62 kg	200	30 mm	71 kg	200	30 mm	78 kg

DETAILED WEIGHTS CORRESPOND TO THE GROSS PRODUCT WEIGHT



HERMES VALVE MODEL





series NATURE

Oh
my shower



Elegant design


Stone Nature by **Ohmyshower** is a shower tray with a stylish design in cut-to-size dimensions. It is made of resin with a slate texture, a material which is pleasant to touch, resistant and easy to maintain.

The location of the drainage valve makes the perimeter water flow more efficient. The Nature series can be embedded or positioned on the floor level.

series NATURE



Custom - made



Not porosity



Easy Transport



Non-slip



Easy Installation




Easy Cleaning




Antibacterial

STANDARD COLOURS

Other colours: please, consult.




WHITE 9003



BEIGE 9001



MOKA 1001



PEARL GREY 7035



GREY 7037



GRAPHITE 7016

MOULD SIZES SHOWER TRAY

LENGTH

80 90 100 110 120 130 140 150 160 170 180 190 200 220 240

WIDTH

70 75 80 90 100 120

WIDTH 70 / 75 / 80

LENGTH	A	THICKNESS	WEIGHT
80	30 cm	25 mm	19 / 23 kg
80 x 80	Central	25 mm	23 kg
90	30 cm	25 mm	22 / 24 kg
100	30 cm	25 mm	23 / 26 / 28 kg
110	30 cm	25 mm	27 / 29 / 30 kg
120	35 cm	25 mm	29 / 31 / 33 kg
130	35 cm	27 mm	33 / 35 / 37 kg
140	40 cm	27 mm	35 / 37 / 40 kg
150	40 cm	29 mm	39 / 42 / 45 kg
160	45 cm	29 mm	42 / 45 / 47 kg
170	45 cm	29 mm	44 / 47 / 49 kg
180	50 cm	29 mm	47 / 50 / 53 kg
190	50 cm	30 mm	52 / 55 / 59 kg
200	50 cm	30 mm	54 / 59 / 61 kg
220	Central	30 mm	59 / 65 / 67 kg

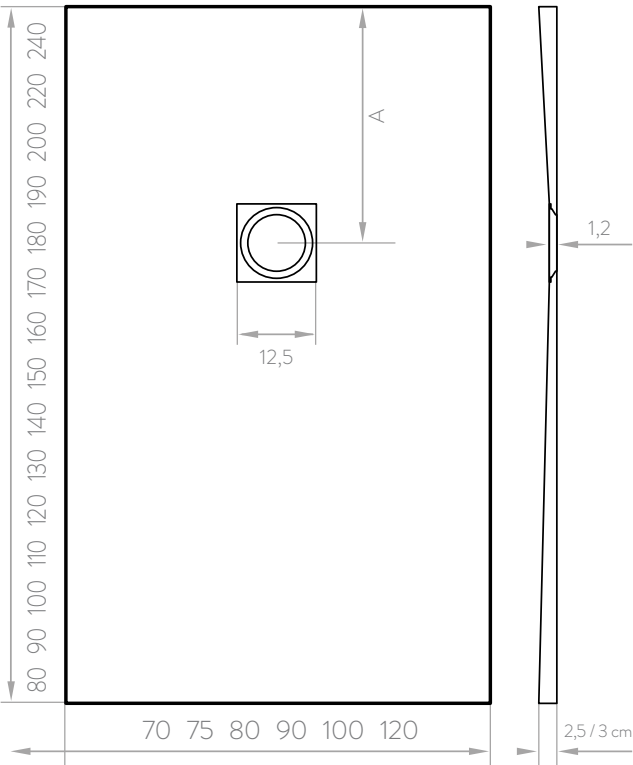
WIDTH 90 / 100

LENGTH	A	THICKNESS	WEIGHT
90 x 90	Central	30 mm	26 kg
100 x 90	30 cm	30 mm	31 kg
100 x 100	Central	30 mm	34 kg
120	35 cm	30 mm	36 / 40 kg
140	40 cm	30 mm	44 / 49 kg
150	40 cm	30 mm	50 / 55 kg
160	45 cm	30 mm	53 / 59 kg
170	45 cm	30 mm	56 / 62 kg
180	50 cm	30 mm	59 / 65 kg
190	50 cm	30 mm	65 / 72 kg
200	50 cm	30 mm	69 / 76 kg
220	Central	30 mm	75 / 83 kg
240 x 100	Central	30 mm	86 kg

WIDTH 120

LENGTH	A	THICKNESS	WEIGHT
120	Central	30 mm	49 kg
160	Central	30 mm	69 kg
220	Central	30 mm	99 kg

DETAILED WEIGHTS CORRESPOND TO THE GROSS PRODUCT WEIGHT





series MARCO

Oh
my shower



Adaptable design

The Marco Nature tray is characterized by adapting itself to any situation, however complicated it may be.

With a maximum watertight security, due to its adaptable outer frame. The Marco Nature series invites you to enter your bathroom space and enjoy it again and again.

This cut-to-size dimensions tray, made of resin, a material which is pleasant to touch, is resistant and easy to maintain.

series MARCO



Custom - made



Not porosity



Easy Transport



Non-slip



Easy Installation




Easy Cleaning



Antibacterial

STANDARD COLOURS

Other colours: please, consult.




WHITE 9003



BEIGE 9001



MOKA 1001



PEARL GREY 7035



GREY 7037



GRAPHITE 7016

MOULD SIZES SHOWER TRAY

LENGTH

80 90 100 110 120 130 140 150 160 170 180 190 200 220 240

WIDTH

70 75 80 90 100 120

DETAILED WEIGHTS CORRESPOND TO THE GROSS PRODUCT WEIGHT

WIDTH 70 / 75 / 80

LENGTH	A	THICKNESS	WEIGHT
80	30 cm	35 mm	22 / 25 kg
80 x 80	Central	35 mm	25 kg
90	30 cm	35 mm	24,5 / 26 kg
100	30 cm	35 mm	25 / 28,5 / 31 kg
110	30 cm	35 mm	29,5 / 32 / 33 kg
120	35 cm	35 mm	32 / 34 / 36 kg
130	35 cm	37 mm	36 / 38,5 / 40 kg
140	40 cm	37 mm	38,5 / 40 / 44 kg
150	40 cm	39 mm	43,5 / 46 / 49,5 kg
160	45 cm	39 mm	46 / 49,5 / 51,5 kg
170	45 cm	39 mm	48,5 / 51,5 / 54 kg
180	50 cm	39 mm	52 / 55 / 58 kg
190	50 cm	40 mm	57,5 / 60,5 / 65 kg
200	50 cm	40 mm	59,5 / 66 / 67 kg
220	Central	40 mm	65 / 71,5 / 74 kg


WIDTH 90 / 100

LENGTH	A	THICKNESS	WEIGHT
90 x 90	Central	40 mm	28,5 kg
100 x 90	30 cm	40 mm	34 kg
100 x 100	Central	40 mm	37,5 kg
120	35 cm	40 mm	39,5 / 44 kg
140	40 cm	40 mm	48,5 / 54 kg
150	40 cm	40 mm	55 / 60,5 kg
160	45 cm	40 mm	58 / 64,5 kg
170	45 cm	40 mm	61,5 / 68 kg
180	50 cm	40 mm	65 / 71,5 kg
190	50 cm	40 mm	71,5 / 79 kg
200	50 cm	40 mm	76 / 83,5 kg
220	Central	40 mm	82,5 / 91 kg
240 x 100	Central	40 mm	99 kg

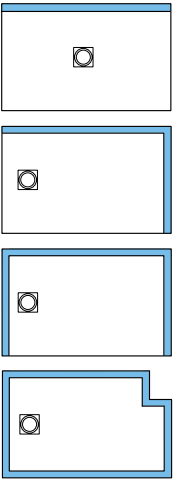
WIDTH 120

LENGTH	A	THICKNESS	WEIGHT
120	Central	40 mm	55 kg
160	Central	40 mm	76 kg
220	Central	40 mm	108 kg

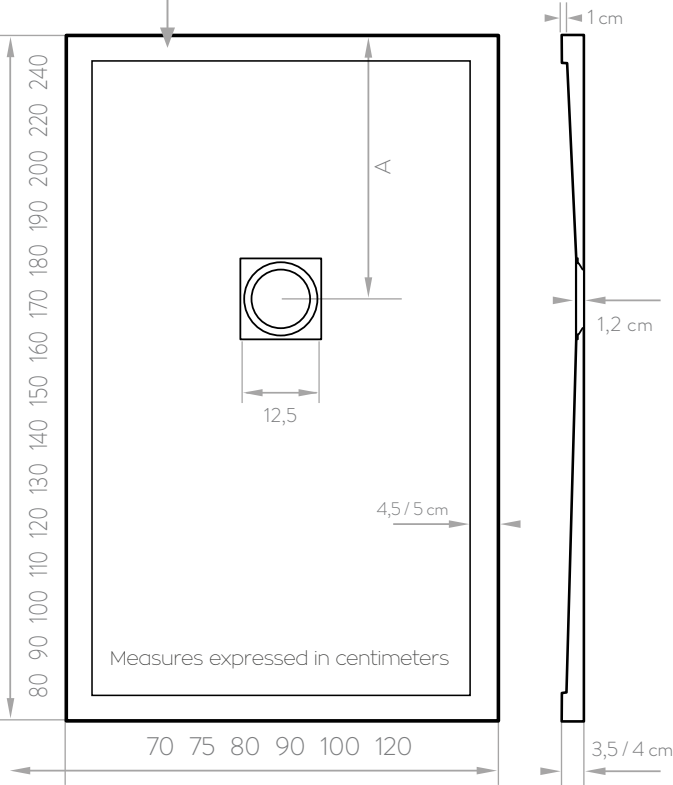
MARCO STANDARD



MARCO ADAPTABLE



MARCO 4,5 / 5 cm thickness
1 cm height








series KALOS

Oh
my shower



Exclusive design

Ohmyshower presents the new shower tray Kalos which has a design that is adaptable to all bathroom styles.

The main characteristic of this novelty is the lateral position of its valve that presents an exclusive and modern touch.

series KALOS

made



Not porosity



Easy Transport



Non-slip



Easy Installation



Easy Cleaning




Antibacterial



Custom - made

STANDARD COLOURS

Other colours: please, consult.




WHITE 9003




BEIGE 9001




MOKA 1001



PEARL GREY 7035



GREY 7037



GRAPHITE 7016

MOULD SIZES SHOWER TRAY

LENGTH

100 110 120 130 140 150 160 170 180 190 200

WIDTH

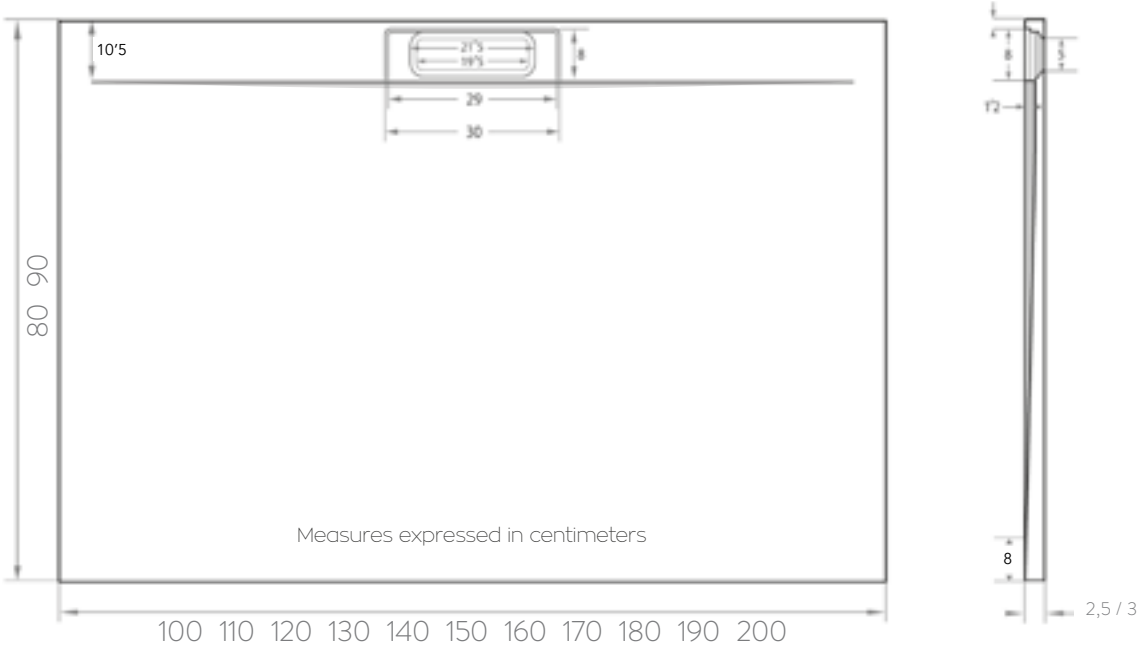
80 90

WIDTH 80			WIDTH 90		
LENGTH	THICKNESS	WEIGHT	LENGTH	THICKNESS	WEIGHT
100	25 mm	30 kg	100	30 mm	32 kg
110	25 mm	32 kg	110	30 mm	35 kg
120	25 mm	35 kg	120	30 mm	39 kg
130	27 mm	37 kg	130	30 mm	41 kg
140	27 mm	40 kg	140	30 mm	43 kg
150	29 mm	42 kg	150	30 mm	47 kg
160	29 mm	45 kg	160	30 mm	51 kg
170	29 mm	48 kg	170	30 mm	55 kg
180	29 mm	52 kg	180	30 mm	59 kg
190	29 mm	55 kg	190	30 mm	62 kg
200	30 mm	59 kg	200	30 mm	66 kg

DETAILED WEIGHTS CORRESPOND TO THE GROSS PRODUCT WEIGHT



KALOS VALVE MODEL





series NEO

Oh
my shower



Actual design

At the request of market trends, this model is presented as a variant of the conventional tray, adopting a design that thanks to its hidden valve manages to give a modern finish to the environment of the bathroom. Its slope favors the evacuation of water always respecting the flow rates of 30 l / min.

series NEO

Custom - made



Not porosity



Easy Transport



Non-slip



Easy Installation



Easy Cleaning




Antibacterial



Custom - made

STANDARD COLOURS

Other colours: please, consult.




WHITE 9003




BEIGE 9001




MOKA 1001



PEARL GREY 7035



GREY 7037



GRAPHITE 7016

MOULD SIZES SHOWER TRAY

LENGTH

100 120 140 150 160 170 180 200

WIDTH

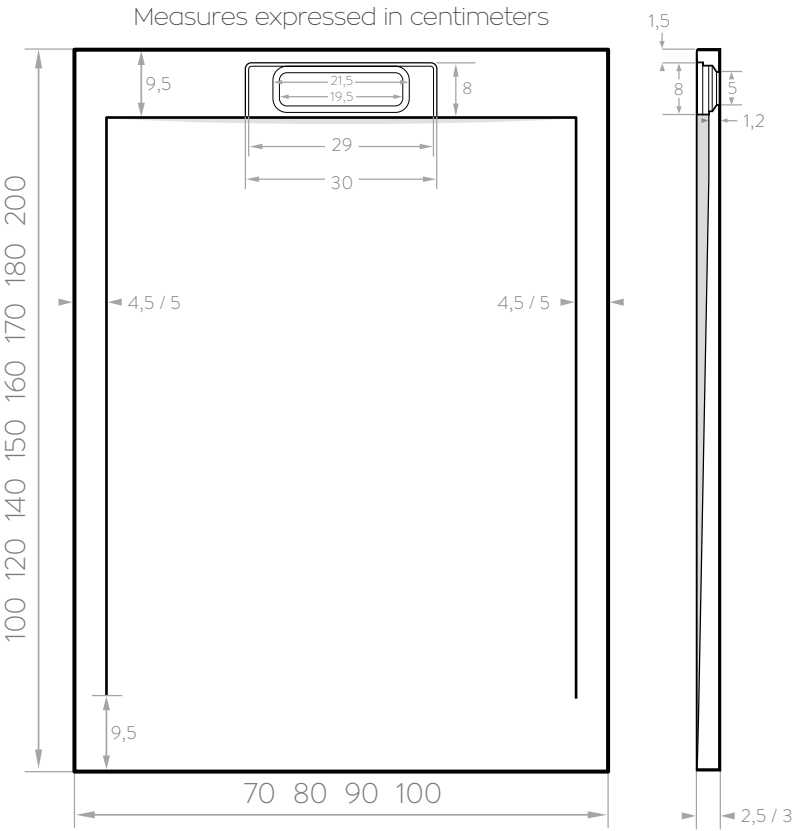
70 80 90 100

WIDTH 70			WIDTH 80			WIDTH 90			WIDTH 100		
LENGTH	THICKNESS	WEIGHT	LENGTH	THICKNESS	WEIGHT	LENGTH	THICKNESS	WEIGHT	LENGTH	THICKNESS	WEIGHT
100	25 mm	28 kg	100	25 mm	31 kg	100	30 mm	33 kg	100	30 mm	36 kg
120	25 mm	31 kg	120	25 mm	38 kg	120	30 mm	38 kg	120	30 mm	42 kg
140	27 mm	37 kg	140	27 mm	42 kg	140	30 mm	46 kg	140	30 mm	51 kg
160	29 mm	44 kg	160	29 mm	49 kg	160	30 mm	55 kg	160	30 mm	60 kg
180	29 mm	49 kg	180	29 mm	55 kg	180	30 mm	61 kg	180	30 mm	67 kg
200	30 mm	56 kg	200	30 mm	62 kg	200	30 mm	71 kg	200	30 mm	78 kg

DETAILED WEIGHTS CORRESPOND TO THE GROSS PRODUCT WEIGHT



NEO VALVE MODEL







series PREMIUM

Oh
my shower



Modern design

Ohmyshower's Premium series, with a dynamic and minimalist design, has straight and perfectly designed strokes which give a modern character to the design lines of your bathroom. The Premium series has more depth, which increases its watertightness significantly.

In cut-to-size dimensions, it is made of resin with a slate texture, a material which is pleasant to touch, resistant and easy to maintain.

The location of the drainaga valve makes the perimeter water flow more efficient.

The Premium series can be embedded or positioned at floor level.

series PREMIUM



Custom - made

RESIN COVER OPTION



Not porosity



Easy Transport



Non-slip



Easy Installation



Easy Cleaning



Antibacterial

STANDARD COLOURS

Other colours: please, consult.



MOULD SIZES SHOWER TRAY

LENGTH

100 120 140 150 160 170 180 200

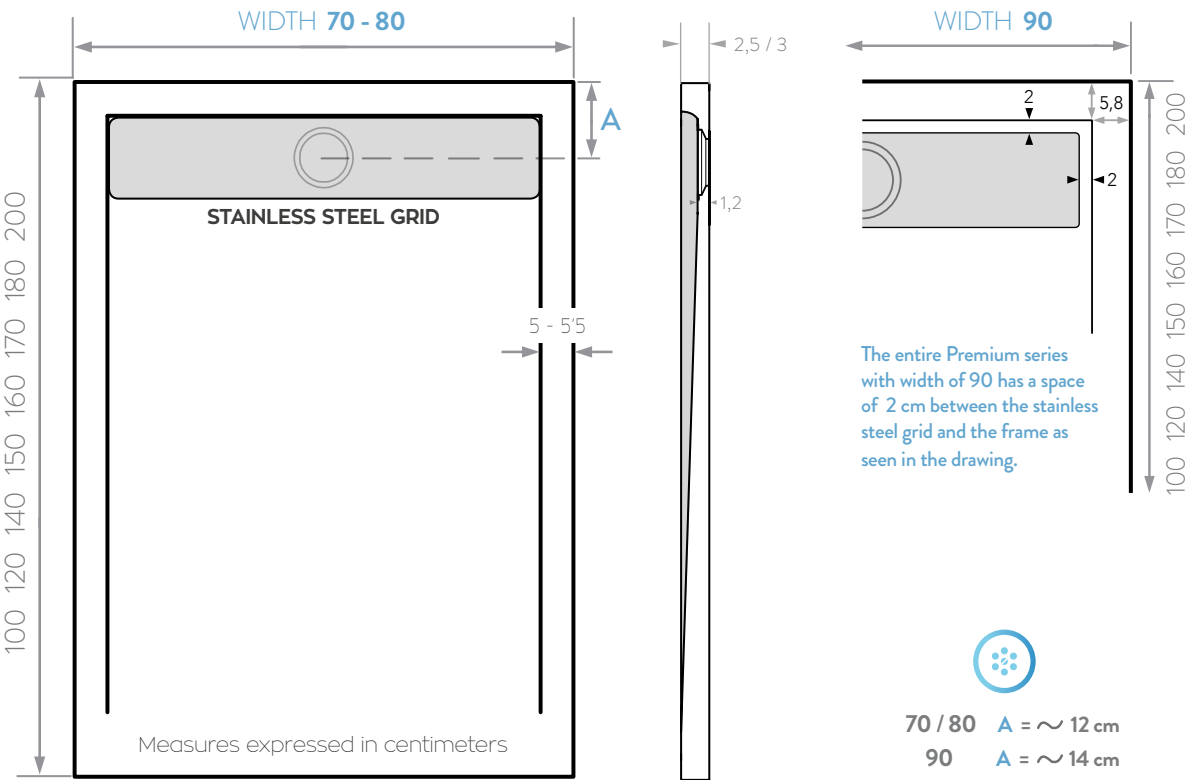
WIDTH

70 80 90

WIDTH 70			WIDTH 80		
LENGTH	THICKNESS	WEIGHT	LENGTH	THICKNESS	WEIGHT
100	25 mm	28 kg	100	25 mm	31 kg
120	25 mm	31 kg	120	25 mm	35 kg
140	27 mm	37 kg	140	27 mm	42 kg
150	29 mm	41 kg	150	29 mm	44 kg
160	29 mm	44 kg	160	29 mm	49 kg
170	29 mm	46 kg	170	29 mm	51 kg
180	29 mm	49 kg	180	29 mm	55 kg
200	30 mm	56 kg	200	30 mm	62 kg

WIDTH 90		
LENGTH	THICKNESS	WEIGHT
100	30 mm	33 kg
120	30 mm	38 kg
140	30 mm	46 kg
150	30 mm	52 kg
160	30 mm	55 kg
170	30 mm	58 kg
180	30 mm	61 kg
200	30 mm	71 kg

DETAILED WEIGHTS CORRESPOND
TO THE GROSS PRODUCT WEIGHT



polycarbonate cladding panels

NOVELTY

POLYCARBONATE COATING

The polycarbonate cladding panels are **6 mm thick**.

They are an ideal solution to replace a bathtub with a shower tray without the need for construction work.


Smooth finish with a slight grainy sand effect.

They are water repellent and flame retardant.

It can be easily cut, if there is a need for a custom to adjust when placed.

They are practically unbreakable, have a certain flexibility and their extreme lightness allows the placing of a large format by a single person.

Being so light, it is ideal for installing on plasterboard walls that do not support high loads.




RECOMMENDED PRODUCT FOR A PERFECT ADHESION


PEGOLAND® ELASTIC

"Improved white bicomponent reactive adhesive with excellent flexibility, no vertical sliding, ideal for ceramic tiles, mosaics, natural stones, polycarbonate panels and resin conglomerates. Suitable for interior and exterior applications on both floors and walls. Excellent workability and optimum water resistance. Suitable for the adhesion of different materials on non traditional supports."

Any adhesive other than this or similar can cause problems in the bonding of the panels. In such case the company is not responsible.



DATA SHEET



MOULD SIZES PANELS

LENGTH

250

WIDTH


100 120 140

Measures expressed in centimeters

APPROX. 2 mm METERING TOLERANCE



**Smooth finish with a
slight grainy sand effect.**



ADVANTAGES



Not Porosity



Easy Transport



Non-slip



Easy Installation



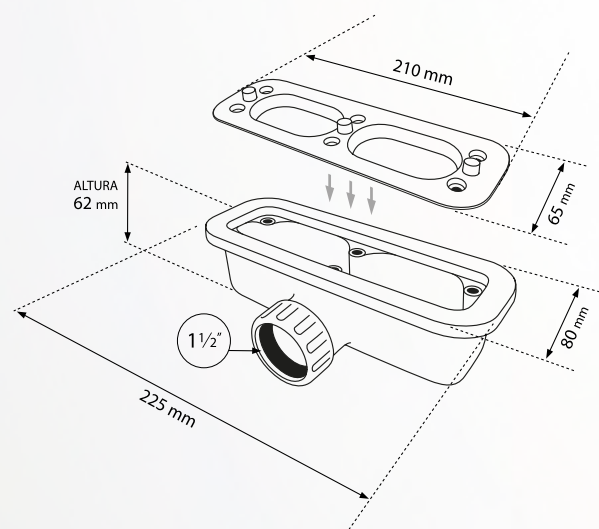
Easy Cleaning



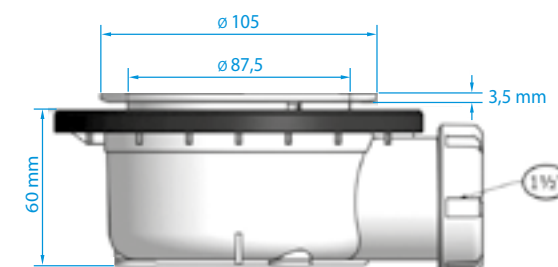
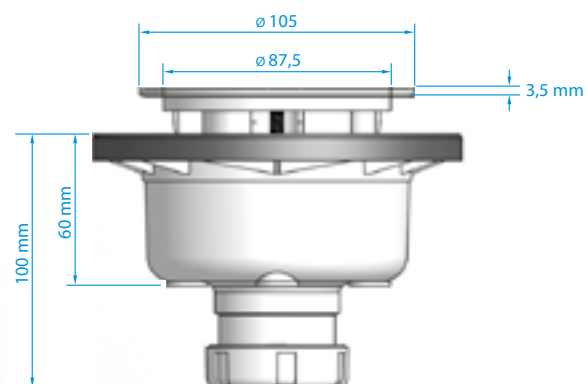
Antibacterial

ACCESSORIES

HERMES, NEO AND KALOS VALVE MODEL



HORIZONTAL AND VERTICAL SIPHONIC VALVE



SHOWERBAND SEALING BAND

The Showerband Kit is a 3 meter long, multiaxial and sealing band flexible to ensure the seal of the joint with walls and floors in the installation of shower trays, bathtubs and other sanitary ware. It has high adhesion and good bonding in a wide range of substrates. It remains flexible throughout its useful life. In addition to water, it is an effective barrier against gases such as methane and radon.



PEGOLAND® ELASTIC

RECOMMENDED PRODUCT FOR A PERFECT ADHESION

"Improved white bicomponent reactive adhesive with excellent flexibility, no vertical sliding, ideal for ceramic tiles, mosaics, natural stones, polycarbonate panels and resin conglomerates. Suitable for interior and exterior applications on both floors and walls. Excellent workability and optimum water resistance. Suitable for the adhesion of different materials on non traditional supports."

Any adhesive other than this or similar can cause problems in the bonding of the panels. In such case the company is not responsible.



ACCESSORIES

Horizontal Siphon valve ø90
Vertical Siphon valve ø90
Valve Hermes, Neo and Kalos

Stainless steel grid (Nature mod.)
Stainless steel grid (Premium mod.)
Resin grid (Premium mod.)
Resin grid (Neo mod.)

Repair kit

Painting kit

SHOWERBAND kit 3 m.
PEGOLAND ELASTIC 10 kg.

CERTIFICATION:

Certificate for AIDIMA tray and washbasin models.



CHEMICAL TESTS

Establishment of the chemical resistance and colourings of the product in accordance with UNE-EN-12527, without deterioration. Acetyl acid (10%), sodium hydroxide (10%), ethanol (70%), bleach, methylene blue (1%).

CLEANING SOLVENT (PRODUCT)	EXPOSURE TIME (DAYS)	RESULT OF VISUAL INSPECTION
Don Limpio neutral PH	1	No visible effect
Perfumed neutral home bleach	1	No visible effect
Ace	1	No visible effect
Perfumed ammonia	1	No visible effect
Viakal	1	No visible effect
Cillit Bang	1	No visible effect
KH-7 anti-lime	1	No visible effect
White wine vinegar	1	No visible effect
Povidone iodine	1	No visible effect
Hydrochloric acid	1	No visible effect
Hydrogen peroxide	1	No visible effect
Cleaning solvent	1	No visible effect
Methylated spirits	1	No visible effect
Acetone	1	No visible effect
Nail polish remover	1	No visible effect

TREATMENT OF STAINS

STAIN AGENT	RESULT OF THE INSPECTION	CLEANING AGENT
Hair dye	Persistent stain	Acetone
Nail lacquer	Stain removed	Acetone
Lipstick	Stain removed	Neutral soap-based cleaner
Betadine	Stain removed	Acetone
wine	Persistent stain	Acetone

CHEMICAL TESTS

Our products must be installed by qualified personnel to be eligible for the product guarantee. However, an installation guide will be delivered together with the tray for its proper placement.

Before installing the tray you should make sure that:

- The tray drains well.
- It has no anomalies.
- The tray has been in a horizontal position, on a flat surface, until installation.

To install the tray:

- The base should be clean, dry and perfectly level.
- The base should be made of mortar with a slope of 1.5% towards the drain.
- A gap should be left at the base to allow the pipes which go to the drain to pass.
- Place sealing tape on the perimeter angles to prevent leakages between the tray and the wall.
- Apply Sika ex-type polyurethane sealant strips to the mortar mass to make sure it sets.
- Embed the tray into the panelling 10 mm at the most to avoid problems in the placement and adjustment of the screen.
- Place neutral silicone on the perimeter, cleaning away the remaining debris.
- Position the trim grate and the clamping bolt.

Siphon assembly:

- Place the siphon in its final position and connect it to the drainpipe.
- Check for any leaks.
- Take into account the HS5 Basic Document on the Drainage of Waters of the Technical Building Code for the draining of the tray.

Cleaning:

- Routine: rinse and leave to dry.
- Thorough: rub with a soft cloth with neutral liquid detergent; for lime, an anti-lime product..

GUARANTEE

* Before tiling and placing the screen or any other fixed material on the shower tray, you should check that it is correctly installed and that the water drains away correctly, as the guarantee only covers the replacement or repair of the product and excludes any other compensation, assembly or travel costs.

Ohmyshower guarantees its products for 2 years, in accordance with current European regulations (except for damage not attributable to the product, negligence in handling or improper use).

All our products are guaranteed in accordance with current European regulations. **The following are excluded from the guarantee:**

- Damage caused by misuse

- Damage caused by the use of unsuitable cleaning materials

(do not use products containing acids, alcohol, chlorine or solvents)

Do not spill drain cleaners onto the shower tray. Do not use metallic or scouring pads.

Damage caused by improper installation. The improper handling of the product.

IMPORTANT

NO RETURNS OR CHANGES OF MATERIAL ALREADY INSTALLED ARE ALLOWED. CHECK AND CONFIRM THEIR STATE AND FUNCTIONALITY BEFORE THEIR INSTALLATION.

Our guarantee only covers the changing of products and not the costs arising from replacing them.

PACKAGING AND TRANSPORT

The products are delivered packed in individual boxes with expanded polystyrene reinforcements, including the drainage grate.
Transport is included in the price.

IN THE EVENT OF BREAKAGE, THE CUSTOMER MUST INFORM BOTH THE FACTORY AND THE TRANSPORT COMPANY WITHIN 24 HOURS.



CONDITIONS OF SALE:

Orders

All orders must be sent to our sales department or commercial agents.
Orders will only be accepted in writing, by e-mail, correctly specifying the product features and the conditions of sale.

Modifications or cancellations of orders

No modifications or cancellations of orders will be accepted when they are already in production. In the event that they are made before production, they must be submitted in writing.

Delivery date

As the products are manufactured according to individual orders and sizes, the delivery date will be agreed with the customer for every case.

Returns

Returns will only be accepted for materials when a production error has been confirmed, provided that they are standard measurements.
No returns of products with special sizes and cuts are permitted.

Products

The pictures of the products are indicative and may vary in shade of colour.
Ohmyshower reserves the right to modify its products, entirely or partially and without any prior notice.

Size tolerance

Due to the materials used in the manufacturing of our products, they may have a tolerance of $\pm 0,7\%$ in respect to the requested sizes.

Conditions of payment


The conditions of payment will be those agreed with the commercial agent, within the limits established by Law 15/2010.
Failure to pay will entitle **Ohmyshower** to suspend the delivery of any outstanding orders.

Jurisdiction


In the event of any dispute, the buyer submits to the jurisdiction of the courts of Elche (Alicante).




STANDARD COLOURS




White RAL 9003




Pearl grey RAL 7035




Beige RAL 9001



Grey RAL 7037



Moka RAL 1001



Graphite RAL 7016

Other colours: please, consult.


my shower


my shower

GRUPO  F&D
IN SHOWERS

bathroom collection



SPAIN PLANT

C/Algézar, 5-7
Pol. Ind. Tres Hermanas
03680 Aspe (Alicante) Spain
+34 966 600 871
+34 865 667 979

pedidos@ohmyshower.com
info@ohmyshower.com
www.ohmyshower.com

EXPORT PLANT

C/Las Palmas, 12
Pol. Ind. Los Azarbes
03150 Dolores (Alicante) Spain
+34 965 992 375
+34 965 072 396

international@fdshowertray.com
www.fdshowertray.com