

shower tray  
collection

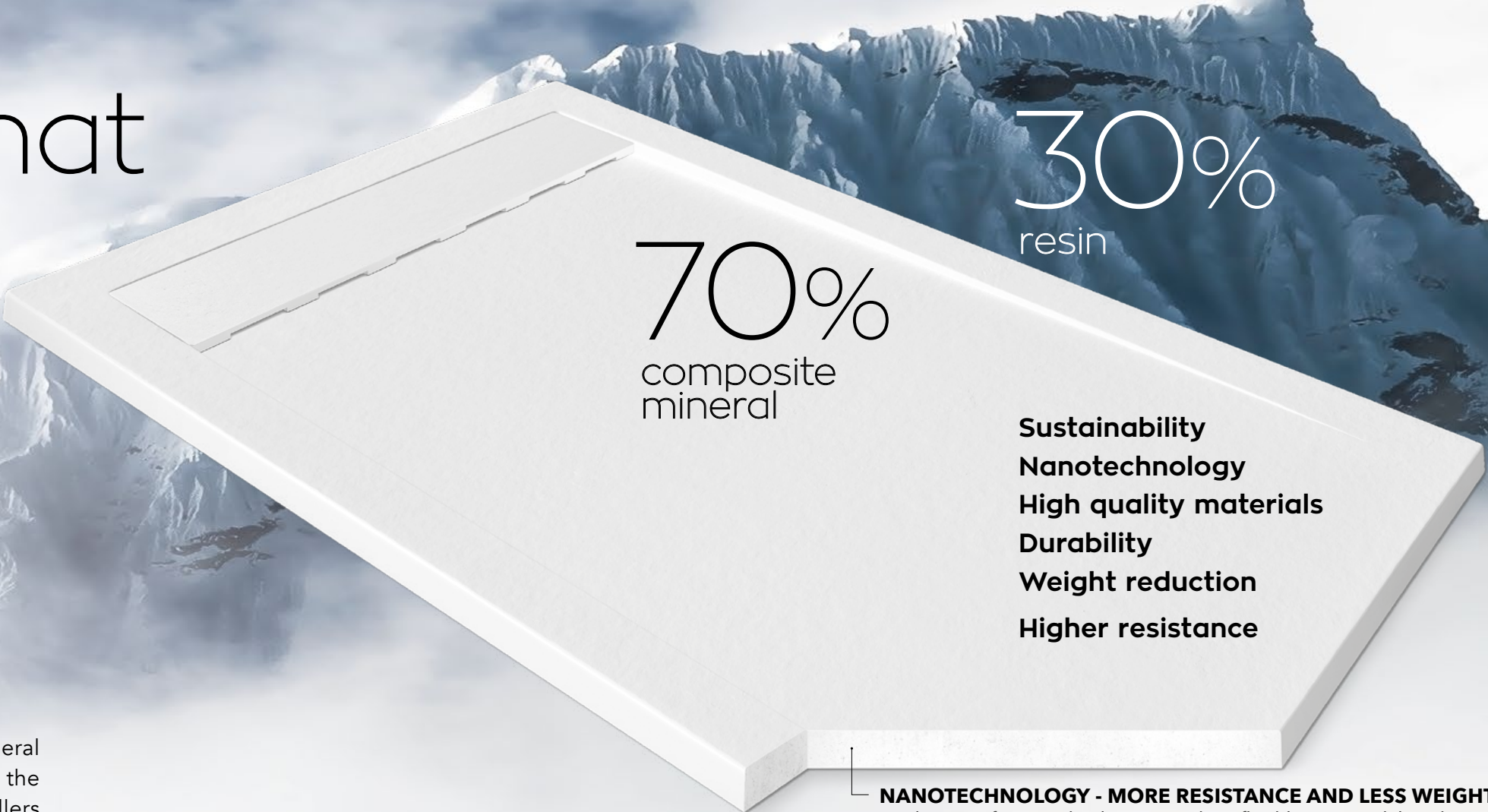


# technology that respects the planet



## nanotechnology

Ohmyshower manufactures its products combining composite mineral and nanotechnology, in addition to the use of materials that favor the sustainability of the planet. It combines elastic resins with mineral fillers and a layer of the latest generation gel coat that result in products with greater durability and impact resistance, as well as significantly reducing their weight.



**NANOTECHNOLOGY - MORE RESISTANCE AND LESS WEIGHT**  
Application of nanotechnology to combine flexible resins with low-density mineral microparticles.

# Shower trays

## CHARACTERISTICS

**COMPOSITION**  
Polyester resin and the latest mineral fillers.

**OUTER LAYER**  
Highly resistant, durable non-slip Gel Coat.

**TEXTURE**  
Antislip ClasS C3.


- CLASSE 3 ANTISLIP CLASS 3
- WATERPROOF
- EASY TO CLEAN
- ANTIBACTERIAL
- QUALITY RAW MATERIAL
- EASY TO CUT
- IMPACT RESISTANT
- EASY TO REPAIR
- EASY TRANSPORT



HERMES



KALOS




NATURE



DEKOR



MARCO



NEO



PREMIUM



NATURE CURVE

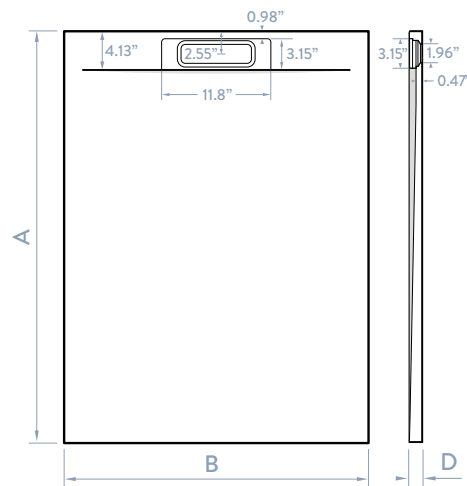
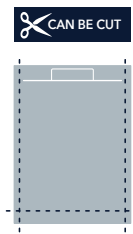




# HERMES



# KALOS



B 27.6"	
A	D
39.4"	0.98"
47.2"	0.98"
55.0"	1.06"
59.0"	1.14"
62.9"	1.14"
66.9"	1.14"
70.8"	1.14"
78.75"	1.18"

B 31.5"	
A	D
39.4"	0.98"
47.2"	0.98"
55.0"	1.06"
59.0"	1.14"
62.9"	1.14"
66.9"	1.14"
70.8"	1.14"
78.75"	1.18"

B 35.4"	
A	D
39.4"	1.18"
47.2"	1.18"
55.0"	1.18"
59.0"	1.18"
62.9"	1.18"
66.9"	1.18"
70.8"	1.18"
78.75"	1.18"

B 39.4"	
A	D
39.4"	1.18"
47.2"	1.18"
55.0"	1.18"
59.0"	1.18"
62.9"	1.18"
66.9"	1.18"
70.8"	1.18"
78.75"	1.18"

## SIZES

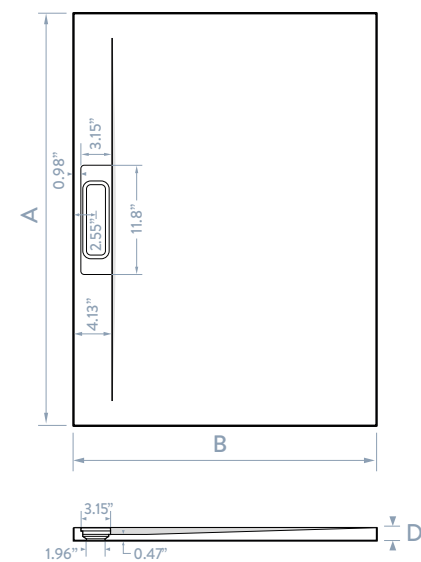
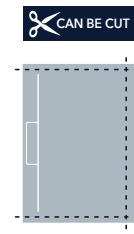
27.6"	31.5"	35.4"	39.4"
39.4"	39.4"	39.4"	39.4"
47.2"	47.2"	47.2"	47.2"
55.0"	55.0"	55.0"	55.0"
59.0"	59.0"	59.0"	59.0"
62.9"	62.9"	62.9"	62.9"
66.9"	66.9"	66.9"	66.9"
70.8"	70.8"	70.8"	70.8"
78.75"	78.75"	78.75"	78.75"



RESIN COVER 300 INCLUDED



WASTE SIPHON (RECTANGULAR OUTLET) NOT INCLUDED



B 31.5"	
A	D
39.4"	0.98"
43.3"	0.98"
47.2"	0.98"
51.0"	1.06"
55.0"	1.06"
59.0"	1.14"
62.9"	1.14"
70.8"	1.14"
78.75"	1.18"

B 35.4"	
A	D
39.4"	1.18"
47.2"	1.18"
55.0"	1.18"
59.0"	1.18"
62.9"	1.18"
66.9"	1.18"
70.8"	1.18"
74.8"	1.18"
78.75"	1.18"

B 39.4"	
A	D
55.0"	1.18"
62.9"	1.18"

## SIZES

31.5"	35.4"	39.4"
39.4"	39.4"	55.0"
43.3"	47.2"	62.9"
47.2"	55.0"	
51.0"	59.0"	
55.0"	62.9"	
59.0"	66.9"	
62.9"	70.8"	
66.9"	74.8"	
70.8"	78.75"	
78.75"		

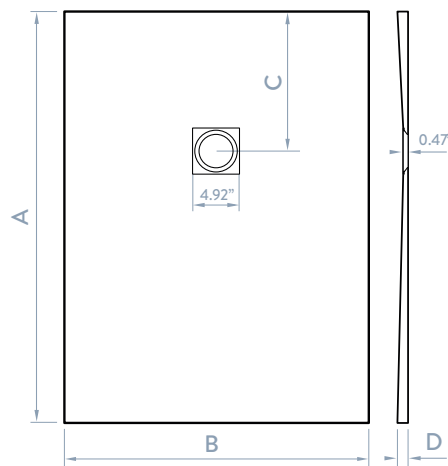
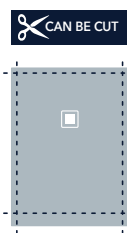


RESIN COVER 300 INCLUDED



WASTE SIPHON (RECTANGULAR OUTLET) NOT INCLUDED





#### SIZES

27.6"	29.5"	31.5"	35.4"	39.4"	47.2"
31.5"	35.4"	31.5"	35.4"	39.4"	43.3"
35.4"	39.4"	35.4"	39.4"	43.3"	47.2"
39.4"	43.3"	39.4"	43.3"	47.2"	51.0"
43.3"	47.2"	43.3"	47.2"	51.0"	55.0"
47.2"	51.0"	47.2"	51.0"	55.0"	59.0"
51.0"	55.0"	51.0"	55.0"	59.0"	62.9"
55.0"	59.0"	55.0"	59.0"	62.9"	66.9"
59.0"	62.9"	59.0"	62.9"	66.9"	70.8"
62.9"	66.9"	62.9"	66.9"	70.8"	74.8"
66.9"	70.8"	66.9"	70.8"	74.8"	78.75"
70.8"	74.8"	70.8"	74.8"	78.75"	86.6"
74.8"	78.75"	74.8"	78.75"	86.6"	94.8"
78.75"	86.6"	78.75"	86.6"	94.8"	
86.6"		86.6"	94.8"		

#### B 27.6" / 29.5" / 31.5"

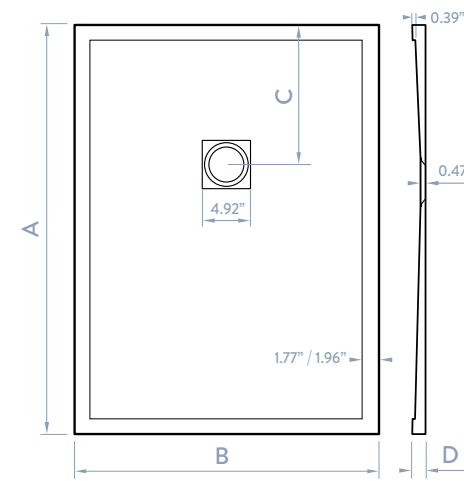
A	C	D
31.5"	11.8"	0.98"
31.5"x 31.5"	Central	0.98"
35.4"	11.8"	0.98"
39.4"	11.8"	0.98"
43.3"	11.8"	0.98"
47.2"	13.8"	0.98"
51.0"	13.8"	1.06"
55.0"	15.7"	1.06"
59.0"	15.7"	1.14"
62.9"	17.7"	1.14"
66.9"	17.7"	1.14"
70.8"	19.7"	1.14"
74.8"	19.7"	1.18"
78.75"	19.7"	1.18"
86.6"	Central	1.18"

#### B 35.4" / 39.4"

A	C	D
35.4"x 35.4"	Central	1.18"
39.4"x 35.4"	11.8"	1.18"
39.4"x 39.4"	Central	1.18"
47.2"	13.8"	1.18"
55.0"	15.7"	1.18"
59.0"	15.7"	1.18"
62.9"	17.7"	1.18"
66.9"	17.7"	1.18"
70.8"	19.7"	1.18"
74.8"	19.7"	1.18"
78.75"	19.7"	1.18"
86.6"	Central	1.18"
94.8"x 39.4"	Central	1.18"

#### B 47.2"

A	C	D
43.3"	Central	1.18"
47.2"	Central	1.18"
51.0"	Central	1.18"
55.0"	Central	1.18"
59.0"	Central	1.18"
62.9"	Central	1.18"
66.9"	Central	1.18"
70.8"	Central	1.18"
74.8"	Central	1.18"
78.75"	Central	1.18"
86.6"	Central	1.18"



#### SIZES

27.6"	29.5"	31.5"	35.4"	39.4"	47.2"
31.5"	35.4"	31.5"	35.4"	39.4"	43.3"
35.4"	39.4"	35.4"	39.4"	43.3"	47.2"
39.4"	43.3"	39.4"	43.3"	47.2"	51.0"
43.3"	47.2"	43.3"	47.2"	51.0"	55.0"
47.2"	51.0"	47.2"	51.0"	55.0"	59.0"
51.0"	55.0"	51.0"	55.0"	59.0"	62.9"
55.0"	59.0"	55.0"	59.0"	62.9"	66.9"
59.0"	62.9"	59.0"	62.9"	66.9"	70.8"
62.9"	66.9"	62.9"	66.9"	70.8"	74.8"
66.9"	70.8"	66.9"	70.8"	74.8"	78.75"
70.8"	74.8"	70.8"	74.8"	78.75"	86.6"
74.8"	78.75"	74.8"	78.75"	86.6"	
78.75"	86.6"	78.75"	86.6"	94.8"	
86.6"		86.6"	94.8"		

#### B 27.6" / 29.5" / 31.5"

A	C	D
31.5"	11.8"	1.38"
31.5"x 31.5"	Central	1.38"
35.4"	11.8"	1.38"
39.4"	11.8"	1.38"
43.3"	11.8"	1.38"
47.2"	13.8"	1.38"
51.0"	13.8"	1.45"
55.0"	15.7"	1.45"
59.0"	15.7"	1.53"
62.9"	17.7"	1.53"
66.9"	17.7"	1.53"
70.8"	19.7"	1.53"
74.8"	19.7"	1.57"
78.75"	19.7"	1.57"
86.6"	Central	1.57"

#### B 35.4" / 39.4"

A	C	D
35.4"x 35.4"	Central	1.57"
39.4"x 35.4"	11.8"	1.57"
39.4"x 39.4"	Central	1.57"
47.2"	13.8"	1.57"
55.0"	15.7"	1.57"
59.0"	15.7"	1.57"
62.9"	17.7"	1.57"
66.9"	17.7"	1.57"
70.8"	19.7"	1.57"
74.8"	19.7"	1.57"
78.75"	19.7"	1.57"
86.6"	Central	1.57"
94.8"x 39.4"	Central	1.57"

#### B 47.2"

A	C	D
43.3"	Central	1.57"
47.2"	Central	1.57"
51.0"	Central	1.57"
55.0"	Central	1.57"
59.0"	Central	1.57"
62.9"	Central	1.57"
66.9"	Central	1.57"
70.8"	Central	1.57"
74.8"	Central	1.57"
78.75"	Central	1.57"
86.6"	Central	1.57"



STAINLESS STEEL GRATING INCLUDED



WASTE SIPHON (HORIZONTAL OUTLET) NOT INCLUDED



STAINLESS STEEL GRATING INCLUDED



WASTE SIPHON (HORIZONTAL OUTLET) NOT INCLUDED






NEO

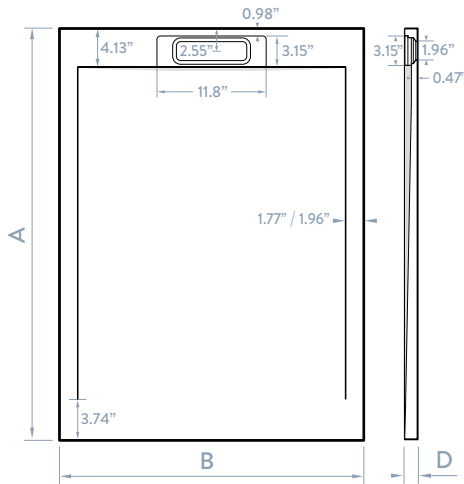



PREMIUM

STAINLESS STEEL GRATING  
OPTION AVAILABLE



CAN BE CUT



B 27.6"

A	D
39.4"	0.98"
47.2"	0.98"
55.0"	1.06"
59.0"	1.14"
62.9"	1.14"
66.9"	1.14"
70.8"	1.14"
78.75"	1.18"

B 31.5"

A	D
39.4"	0.98"
47.2"	0.98"
55.0"	1.06"
59.0"	1.14"
62.9"	1.14"
66.9"	1.14"
70.8"	1.14"
78.75"	1.18"

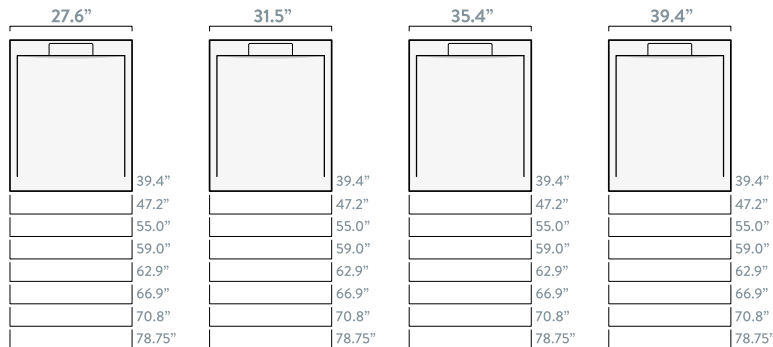
B 35.4"

A	D
39.4"	1.18"
47.2"	1.18"
55.0"	1.18"
59.0"	1.18"
62.9"	1.18"
66.9"	1.18"
70.8"	1.18"
78.75"	1.18"


B 39.4"

A	D
39.4"	1.18"
47.2"	1.18"
55.0"	1.18"
59.0"	1.18"
62.9"	1.18"
66.9"	1.18"
70.8"	1.18"
78.75"	1.18"

SIZES



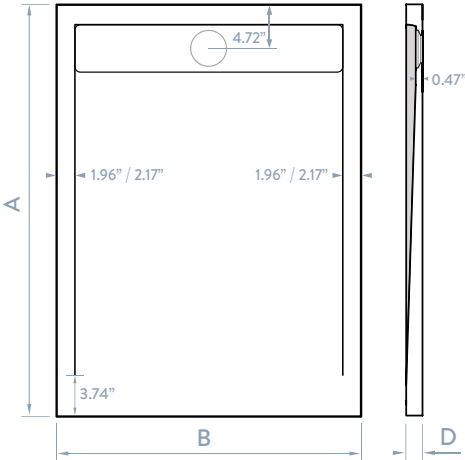
CAN BE CUT



RECTANGULAR  
RESIN COVER INCLUDED



PREMIUM ( B 27.6" / 31.5" )



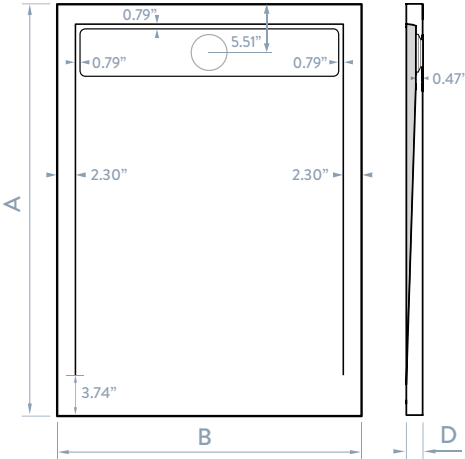
B 27.6"

A	D
39.4"	0.98"
47.2"	0.98"
55.0"	1.06"
59.0"	1.14"
62.9"	1.14"
66.9"	1.14"
70.8"	1.14"
78.75"	1.18"

B 31.5"

A	D
39.4"	0.98"
47.2"	0.98"
55.0"	1.06"
59.0"	1.14"
62.9"	1.14"
66.9"	1.14"
70.8"	1.14"
78.75"	1.18"

PREMIUM ( B 35.4" / 39.4" )



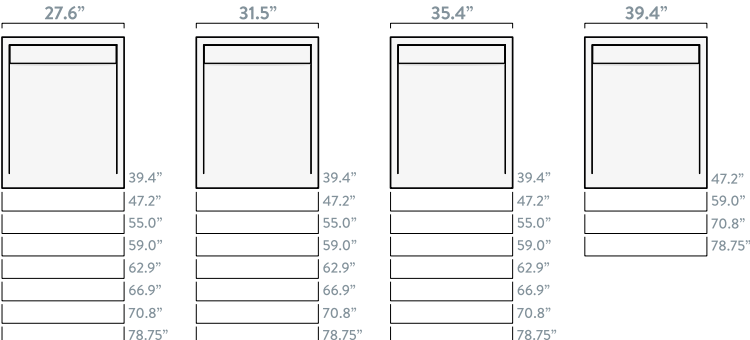
B 35.4"

A	D
39.4"	1.18"
47.2"	1.18"
55.0"	1.18"
59.0"	1.18"
62.9"	1.18"
66.9"	1.18"
70.8"	1.18"
78.75"	1.18"

B 39.4"

A	D
47.2"	1.18"
59.0"	1.18"
70.8"	1.18"
78.75"	1.18"


SIZES



RESIN COVER 300 INCLUDED



WASTE SIPHON (RECTANGULAR OUTLET) NOT INCLUDED



RECTANGULAR RESIN COVER INCLUDED

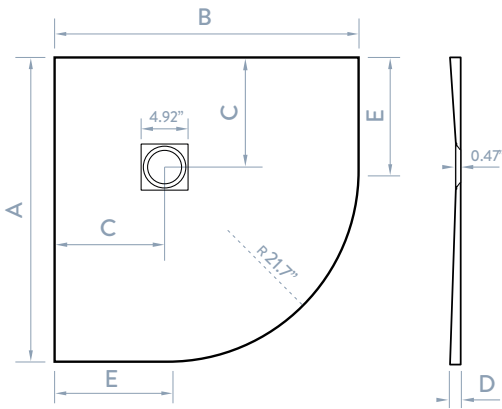

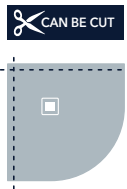


WASTE SIPHON (HORIZONTAL OUTLET) NOT INCLUDED





# NATURE CURVE

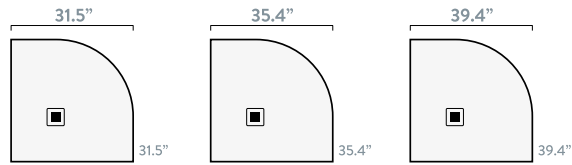


B 31.5"				
A	C	D	E	
31.5"	12.4"	1.06"	9.84"	


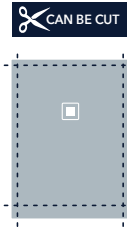
B 35.4"				
A	C	D	E	
35.4"	13.8"	1.06"	11.8"	

B 39.4"				
A	C	D	E	
39.4"	16.5"	1.06"	14.0"	

## SIZES



# DEKOR



STOCK  
MARQUINA NS 2020



## STOCK DEKOR MODELS


STOCK  
HALIFAX NW 1001



STOCK  
CALACATTA NS 2703



STOCK  
CEMENTO NU 3001

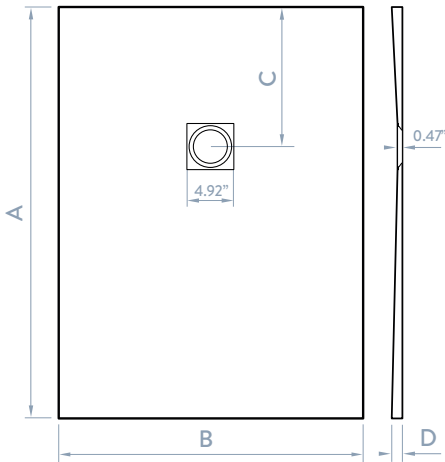


STOCK  
ARABESCO NS 2021



## STOCK SIZES

27.6"		31.5"	
	STOCK	39.4"	47.2"
	STOCK	47.2"	55.0"
	STOCK	55.0"	59.0"
	STOCK	59.0"	62.9"
	STOCK	62.9"	66.9"
	STOCK	66.9"	70.8"



B 27.6" / 31.5"			
A	C	D	
39.4"	11.8	0.98"	
47.2"	13.8	0.98"	
55.0"	15.7	1.06"	
59.0"	15.7	1.14"	
62.9"	17.7	1.14"	
66.9"	17.7	1.14"	
70.8"	19.7	1.14"	



STAINLESS STEEL GRATING INCLUDED



WASTE SIPHON (HORIZONTAL OUTLET) NOT INCLUDED



STAINLESS STEEL DEKOR GRATING INCLUDED






WASTE SIPHON (HORIZONTAL OUTLET) NOT INCLUDED




# Wall panels



The polycarbonate wall panels are ideal when a bathtub is replaced by a shower tray, no building work is required and they can be used to cover all the bathroom walls.

-  STANDARD SIZES
-  IMPACT RESISTANT
-  EASY INSTALLATION
-  QUALITY RAW MATERIAL
-  EASY TO CUT
-  NON-POROUS
-  ANTIBACTERIAL
-  EASY TO CLEAN

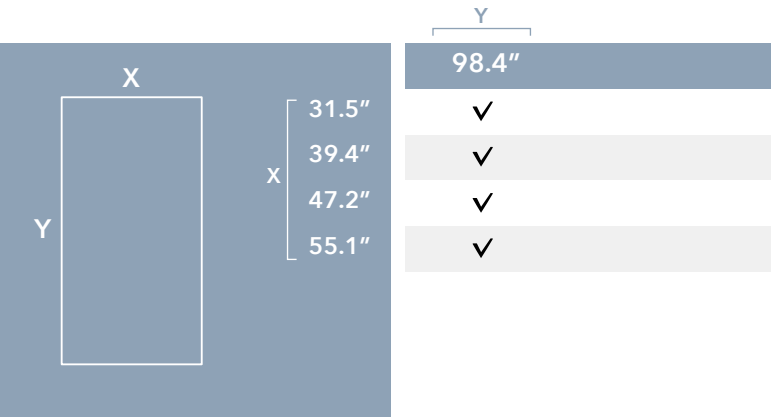
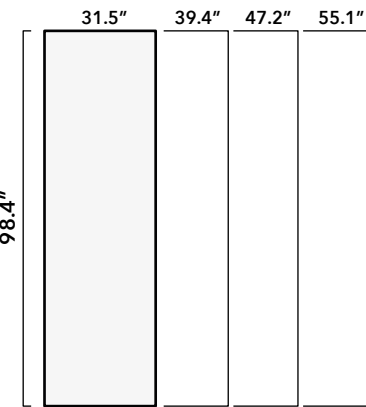


## Standard and DEKOR wall panels characteristics

The **POLYCARBONATE** wall panels are **0.237" thick**. They are the ideal solution to replace a bathtub for a shower tray and no building work is required. Flat finish with a slightly sandy granulated effect. They are waterproof and water-repellent, so they improve insulation and guarantee protection against moisture and dampness. They can be easily cut, if their size has to be adjusted to fit them on the walls. They are practically unbreakable because they are quite flexible and extremely light, which means that a large panel can be held up and fit by just one person. As they are so light they are perfect to fit on drywall surfaces that do not support heavy loads.

The colour tones of all DEKOR designs can vary caused by many reasons.

### SIZES TOLERANCE OF ~ 0.1"



## Standard colours wall panels





HALIFAX PW 1001



CALACATTA PS 2703



MARQUINA PS 2020



CEMENTO PU 3001



ARABESCO PS 2021



ZAHA PS 2025



DARK NOGAL PW 1022














MICROCEMENTO PU 3500





Accessories

		SHOWER TRAY MODELS								
		HERMES	KALOS	NATURE	MARCO	NEO	PREMIUM	NATURE CURVE		
	HORIZONTAL WASTE SIPHON			✓	✓		✓	✓	✓ INCLUDED	
	VERTICAL WASTE SIPHON			✓	✓		✓	✓	✓ OPTIONAL ACCESSORY	
	RECTANGULAR WASTE SIPHON	✓	✓			✓				
	STAINLESS STEEL GRATING			✓	✓			✓		
	STAINLESS STEEL COLOUR GRATING			✓	✓					✓
	RESIN COVER RECTANGULAR						✓			
	STAINLESS STEEL COVER RECTANGULAR						✓			
	RESIN COVER 300	✓	✓			✓				
		250 ml	500 ml	1000 ml			118 inches			
	REPAIR KIT	✓	✓	✓		KIT SHOWERBAND	✓	--	--	
	PAINT KIT	✓	✓	✓						

REPAIR KIT



PAINT KIT



### SHOWERBAND SEALING BAND


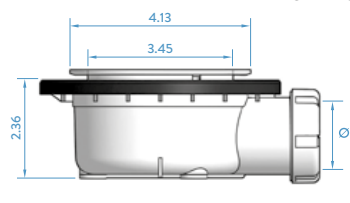
The Showerband Kit is a 118" long, multiaxial and sealing band flexible to ensure the seal of the joint with walls and floors in the installation of shower trays, bathtubs and other sanitary ware. It has high adhesion and good bonding in a wide range of substrates. It remains flexible throughout its useful life. In addition to water, it is an effective barrier against gases such as methane and radon.

INSTALLATION VIDEO

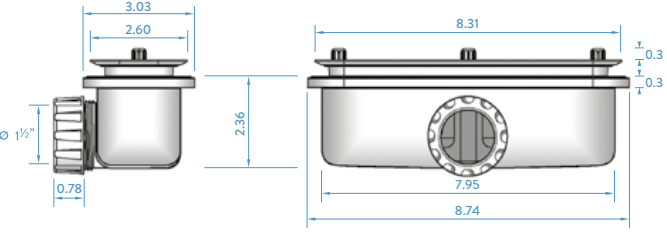



WASTE SIPHON


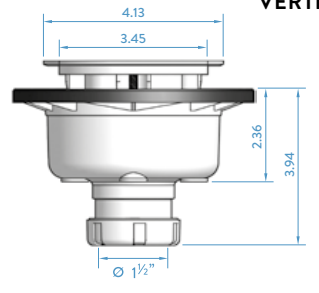
#### HORIZONTAL



#### RECTANGULAR

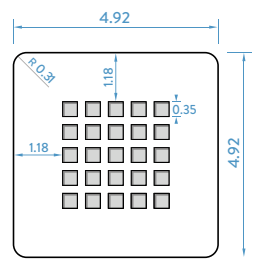



#### VERTICAL




STAINLESS STEEL GRATING

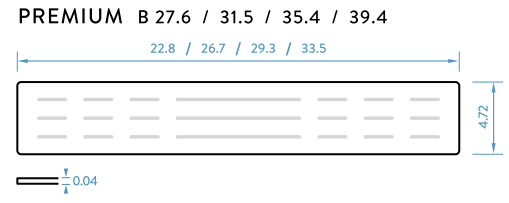

#### SQUARE



#### RAL COLOUR

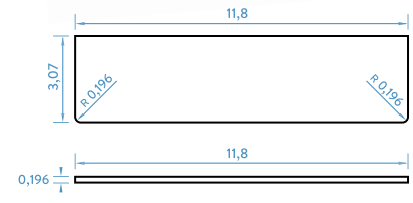



#### RECTANGULAR

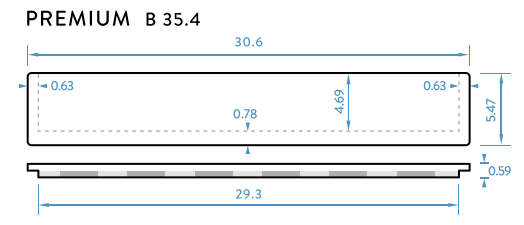
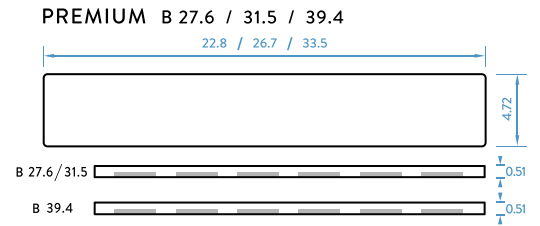



RESIN COVER

#### COVER 300



#### RECTANGULAR





CERTIFICATES

TECHNICAL DATA SHEET OF TESTED PRODUCT

SHOWER TRAY SAMPLE REFERENCED IN AIDIMME AS 1712067-01

TESTS PERFORMED	NORMATIVE	RESULTS
Aptitude for cleaning (valuation)	EN 14527:2016	Correct
Water evacuation (valuation)	EN 14527:2016	Correct
Stability	EN 14527:2016	Correct
Resistance to chemicals and dyes (valuation)	EN 14527:2016	Without any deterioration
Resistance to temperature variations	EN 14527:2016	Without any deterioration

According to the tests performed, they can be assigned to the sample, class 1, according to the standard EN 14527:2016 "Shower trays for domestic use" and its designation corresponds to the following system: EN 14527-CL1

SHOWER TRAY SAMPLE REFERENCED IN AIDIMME AS 1712067-01

TESTS PERFORMED	TESTING METHOD	NORMATIVE	RESULTS	
Surface stability	EN 14688 Paragraph 5.6	0,11	No substrate appearance	
Scratch depth (mm)				Correct
Surface stability	EN 14688 Paragraph 5.7	0,55	No substrate appearance	
Abrasive				0,8 Correct
•Valuation after 750 cycles				
•Mass loss after 750 cycles (g)				
Impact resistance	EN 249 Attachment A-4	1000	Without any distortions or defects, after drop height of 1000 mm	
Ball drop				Correct
•Drop height				
•Valuation				

Document from AFNOR NF017 from 2013, corresponding to "Certification rules of the NF brand for sanitary equipment" the shower trays constructed with painted one-layer polymeric material.

In accordance with the UNE EN 249: 2010 standard "Sanitary equipment. Shower trays made from crosslinked acrylic sheets obtained by casting. Requirements and test methods".

TESTS PERFORMED

NORMATIVE

RESULTS

Slip resistance

UNE ENV 12633

46

Kind of slipperiness

Class 3

SHOWER TRAY

TESTS PERFORMED	NORMATIVE	RESULTS
Slip resistance	DIN 51097	Class C
Abrasion	EN 14688	Correct
Resistance to chemicals and dyes	EN 14527	Correct
Bacterial and fungal strain test	EN ISO 846	Correct
Light solidity (Color grade)	EN ISO 4892-2	Class C
	EN 14527:2010 2.2 / 5.3	Class 1

SHOWER TRAY "DEKOR RANGE"

TESTS PERFORMED	NORMATIVE	RESULTS
Aptitude for cleaning	EN 14527:2016	Correct
Surface appearance (valuation)	EN 14527:2016	Correct
Water evaporation (valuation)	EN 14527:2016	Correct
Bottom stability (valuation)	EN 14527:2016	Correct
Resistance to chemicals dyes (valuation)	EN 14527:2016	Without any deterioration. Correct.
Resistance to temperature variations	EN 14527:2016	Without any deterioration. Correct.

According to the tests performed, they can be assigned to the sample, class 1, according to the standard EN 14527:2016 "Shower trays for domestic use" and its designation corresponds to the following system: EN 15527-CL1

TESTS PERFORMED

NORMATIVE

RESULTS

Slip resistance

UNE ENV 12633

46

Class of slipperiness

Class 3

POLYCARBONATE PANELS. SAMPLE REFERENCED IN AIDIMME AS 1909211-01

TESTS PERFORMED	NORMATIVE	RESULTS
Water vapor resistance (Grade)	UNE EN 438-2	5
Dimensional stability at high temperature	UNE EN 438-2	0,15
•Cumulative dimensional variation longitudinal direction (%)		0,15
•Cumulative dimensional variation perpendicular direction (%)		
Impact resistance. Small diameter ball (Newtons)	UNE EN 438-2	60
Impact resistance. Large diameter ball	UNE EN 438-2	2000
•Height (mm)		<10
•Diameter mark (mm)		
Light solidity (Grayscale grade)	UNE EN 438-2	5
Stain Resistance (Grade)	UNE EN 438-2	5
•Acetone (16h)		5
•Coffee (16h)		5
•Sodium hydroxide (25%) (10 min)		5
•Hydrogen peroxide (30%) (10 min)		5
•Shoe Polish Simulator (10 min)		5

According to the tests performed, they can be assigned to the sample, class 1, according to the standard EN 14527:2016 "Shower trays for domestic use" and its designation corresponds to the following system: EN 15527-CL1

TESTS PERFORMED

NORMATIVE

RESULTS

Slip resistance

UNE ENV 12633

46

Class of slipperiness

Class 3

POLYCARBONATE PANELS. SAMPLE REFERENCED IN AIDIMME AS 1912037-01

TESTS PERFORMED	NORMATIVE	RESULTS
Abrasion resistance	UNE-EN 15468 Anexo A	≥ 4000 AC4
•PI (Number of cycles)		
•Classification		
Swelling of thickness (%)	ISO 24336	0,0

According to the tests performed, they can be assigned to the sample, class 1, according to the standard EN 14527:2016 "Shower trays for domestic use" and its designation corresponds to the following system: EN 15527-CL1

TESTS PERFORMED

NORMATIVE

RESULTS

Slip resistance

UNE ENV 12633

42

Class of slipperiness

ISO 24336

Class 3

POLYCARBONATE PANELS. SAMPLE REFERENCED IN AIDIMME AS 2001015-01

TESTS PERFORMED	NORMATIVE	RESULTS
Slip resistance	UNE ENV 12633	42
Class of slipperiness	ISO 24336	Class 3

According to the tests performed, they can be assigned to the sample, class 1, according to the standard EN 14527:2016 "Shower trays for domestic use" and its designation corresponds to the following system: EN 15527-CL1

TESTS PERFORMED

NORMATIVE

RESULTS

Slip resistance

UNE ENV 12633

42

Class of slipperiness

ISO 24336

Class 3

SHOWER TRAY "DEKOR RANGE"

TESTS PERFORMED	NORMATIVE	RESULTS
Slip resistance	DIN 51097	Class C
Abrasion	EN 14688	Correct
Resistance to chemicals and dyes	EN 14527	Correct
Bacterial and fungal strain test	EN ISO 846	Correct
Light solidity (Color grade)	EN ISO 4892-2	Class C
	EN 14527:2010 2.2 / 5.3	Class 1

SLIP RESISTANCE TESTING

PASSED THE 3<sup>RD</sup> GRADE OF SLIP RESISTANCE.

According to UNE ENV 12633:2003. Self classification according to the Spanish Technical Building Code (BTCC), AENOR's Test Report, reference 1405141-01, Date of issue: May 29, 2014.

F&D GROUP

3

2

1

0

BENEFITS OF DEKOR AND CLASSIC PANEL

- UV protection on both sides
- Multiplies by ten the resistance of the PMMA of high resistance
- It has half the weight of the glass

SUPPLY PROGRAM

The panel is 6 mm thick (+/-1)

Engraved: ICE®, TEXT®, Grano 35, ANTI-REFLEX®

EXCELLENT REACTION TO FIRE, meeting the requirements of EN 13501-1 (EUROPEAN STANDARDS ON BUILDINGS). In case of fire, the sheet shall melt allowing the ventilation and evacuation of heat and smoke, preventing the fire to expand.





#### **Seat and SPAIN Factory**

Algezar, 5-7  
Ind. Est. Tres Hermanas  
03680 ASPE (Alicante) Spain  
+34 966 600 871  
+34 865 667 979

pedidos@ohmyshower.com  
info@ohmyshower.com  
[www.ohmyshower.com](http://www.ohmyshower.com)

#### **EXPORT Factory**

Av. de La Coruña, 10  
Ind. Est. Los Azarbes  
03150 DOLORES (Alicante) Spain  
+34 965 992 375  
+34 965 072 396

international@fdshowertray.com  
info@fdshowertray.com  
[www.fdshowertray.com](http://www.fdshowertray.com)

### **STANDARD COLOURS**



Blanco RAL 9003



Beige RAL 9001



Moka RAL 1001



Gris perla RAL 7035



Gris RAL 7037



Grafito RAL 7016



[www.ohmyshower.com](http://www.ohmyshower.com)